

Synopsis of the Project :-

Improvement of Jodhpur - Osian - Phalodi Road km 2/000 to 121/500 (SH-61) under BOT Annuity Scheme

(i) Project Cost

Project cost comes to Rs. 202.97 Crores.

(ii) Purchase of Land

The 30.0m ROW is not available throughout the Route. New land acquisition will done with 45m ROW.

(iii) Concession Period

- (a) Toll Period - 18 Years 6 months 0 days
- (b) Construction Period - 1 Year 6 month 0 day
- (c) Total Period - 20 Years 0 Months 0 Days

(iv) Annuity

- (a) Annuity for 18 Years 6 months is taken 17.78 Crores/Year with 20% Margin Money

(v) Length of Toll Road

Total length is 117.17 km on SH-61

(vi) Carriageway Specifications

- (a) 2 Lane of 7.00 m Carriageway with 1.50m Paved & 1.0m HardShoulders
- (f) Carriageway designed for 25Years.

(vii) Position of Toll Plaza

- (a) Km. 6/500
- (b) Km. 39/900
- (a) Km. 90/000
- (b) Km. 109/000

(viii) Toll Collection System

Semi Automatic Toll Collection

(ix) BSR

PWD, NH Circle, Jodhpur, & Jaipur April 2010

Check List for BOT Project

Improvement of Jodhpur - Osian - Phalodi Road km 2/000 to 121/500 (SH-61) under BOT Annuity Scheme

(i) Details of cost as per the project

- (A) Civil Cost Rs.17,988.45
(B) Interest Rs.2,308.84
Total:- Rs.20,297.29

(ii) Availability of Land

- (a) Land width needed for proper geometric and drains etc. 30 Mtr
- (b) Land width available 30 Mtr almost throughout the route.
- (c) Position of land acquisition
(Notifications issued or not with date)
- U/S - 4 There is need of land acquisition for Bye Passes & for the facilities.
- U/S - 6
- U/S 6 - 17
- (d) Marking of land N.A.
- (e) Any dispute Nil

(iii) Traffic

- (a) Traffic details of last five year in PCU Enclosed
- (b) Average Present traffic as on 05/2010 849 CVD (Avg)
- (c) Av. yearly traffic growth 5.00%
- (d) Basis of working yearly traffic growth As per BOT (Annuity) guidelines
- (e) O.D. Survey Date and days May, 2010, for 7 days

(iv) Structural Design

- (a) Traffic (CVs only) (At 6/500 km)

Category	Nos. of vehicles
Buses	137
Trucks < 5 t	449
Trucks > 5 t	156
Multi Axle Vehicle	23
Total =	765

(b) Traffic (At 39/900 Km)

Category	Nos. of vehicles
Buses	137
Trucks < 5 t	439
Trucks > 5 t	152
Multi Axle Vehicle	22
Total =	751

(a) Traffic (CVs only) (At 90/0 km)

Category	Nos. of vehicles
Buses	218
Trucks < 5 t	487
Trucks > 5 t	134
Multi Axle Vehicle	26
Total =	865

(b) Traffic (At 109/500 Km)

Category	Nos. of vehicles
Buses	275
Trucks < 5 t	591
Trucks > 5 t	123
Multi Axle Vehicle	25
Total =	1014

- (b) Traffic growth 5.0% (SH)
- (c) Const. period 1 Years
- (d) Designed life 25 years
- (e) Vehicle damaging factor 3.5
- (f) Basis of VDF As per specification
- (g) C.B.R. 9 - 10%
- (h) Classification of soil Silty Sand
- (i) Water logging Nil

(j) Crust Composition

- (i) Embankment 0.0 - 2.0 Mtr height
- (ii) Sub Base material 200 mm compacted granular material
- (iii) Base Course 250 mm WMM
- (iv) Wearing Course 50 mm thick DBM and 40 mm thick bituminous concrete

(v) Geometric Design

- | | |
|--------------------------|--|
| (a) Design speed | 80 kmph & Minimum 65 kmph |
| (b) Horizontal Alignment | The horizontal alignment will be improved as per IRC |
| (c) Vertical Alignment | The Vertical alignment will be improved as per IRC |

(vi) Miscellaneous

- | | |
|---|--------------------|
| (a) Location of toll plaza | Km |
| (b) No. of toll plaza | 4 Nos. |
| (c) Traffic lanes at toll plaza | 4 lane |
| (d) Covering of areas of toll plaza | 350 Mtr |
| (e) Methodology of toll | Through collection |
| (f) Service period compensation period | Nil |
| (g) Availability of land for these work | Yes |

(vii) Risk (Details may be given)

- | | |
|-----------------------------------|----|
| (a) Construction problems | No |
| (b) Material procurement problems | No |
| (c) Alternate route | No |
| (d) Traffic reduction | No |

(viii) Bridges in Project Length

Widening is needed

- | | |
|--|-----------------|
| (a) No. of Bridges/ Culverts | |
| (1) Major | 0 |
| (2) Minor | 2 |
| (3) Culverts | 31 |
| (b) Type of foundation | N.A. |
| (c) Study of hydraulics | N.A. |
| (d) Span arrangements | List attached |
| (e) Estimated const. period | 1 Year 6 Months |
| (f) Difficulties likely to be experience | No |

(ix) Concession period

- | | |
|-------------------------|---------------------------|
| (a) Construction period | 1 years 6 months |
| (b) Tollable period | 18 year 6 months & 0 days |

GENERAL ABSTRACT OF TRAFFIC CENSUS

Traffic Volume Count at : Km 6/500

NAME OF THE ROAD :

Phalodi - Osian - Jodhpur (SH-61)

Section : Phalodi to Lohawat

S. No.	Date		Fast Moving Vehicles							Slow Moving Vehicles	
			Car / Jeep / Van etc.	Bus		Truck				Tractor Trailer	Tractor
				Standard	Mini Bus	L.C.V.	2-Axle	3-Axle	Multi Axle		
1	21.05.10 to 28.05.10	Up	447	46	25	127	92	78	10	60	10
		Down	416	44	24	131	99	78	13	52	13
Average Per day			863	89	49	258	191	156	23	111	23

Traffic Volume Count at : Km 39/900

NAME OF THE ROAD :

Phalodi - Osian - Jodhpur (SH-61)

Section : Lohawat to Osian

S. No.	Date		Fast Moving Vehicles							Slow Moving Vehicles	
			Car / Jeep / Van etc.	Bus		Truck				Tractor Trailer	Tractor
				Standard	Mini Bus	L.C.V.	2-Axle	3-Axle	Multi Axle		
1	21.05.10 to 28.05.10	Up	437	46	25	125	98	77	10	59	10
		Down	403	43	24	126	90	75	12	50	13
Average Per day			840	88	49	251	187	152	22	110	23

Traffic Volume Count at : Km 90/000

NAME OF THE ROAD :

Phalodi - Osian - Jodhpur (SH-61)

Section : Osian to Mathania

S. No.	Date		Fast Moving Vehicles							Slow Moving Vehicles	
			Car / Jeep / Van etc.	Bus		Truck				Tractor	Tractor Trailer
				Standard	Mini Bus	L.C.V.	2-Axle	3-Axle	Multi Axle		
1	21.05.10 to 28.05.10	Up	439	69	17	121	63	68	15	15	9
		Down	681	81	52	186	116	66	11	37	12
Average Per day			1120	150	68	308	179	134	26	51	21

Traffic Volume Count at : Km 109/000

NAME OF THE ROAD :

Phalodi - Osian - Jodhpur (SH-61)

Section : Mathania - Jodhpur

S. No.	Date		Fast Moving Vehicles							Slow Moving Vehicles	
			Car / Jeep / Van etc.	Bus		Truck				Tractor Trailer	Tractor
				Standard	Mini Bus	L.C.V.	2-Axle	3-Axle	Multi Axle		
1	21.05.10 to 28.05.10	Up	668	90	53	172	117	57	13	38	13
		Down	681	81	52	186	116	66	12	37	12
Average Per day			1349	171	104	358	233	123	25	74	25

Count Station No.	L1		L2		L3		L4	
Location in Km	6/500		39/900		90/000		109/500	
Date of Survey	18/05/2010 to 25/05/2010							
MOTORISED TRAFFIC								
Passenger Vehicles	Nos.	PCUs	Nos.	PCUs	Nos.	PCUs	Nos.	PCUs
Car/Jeep/Van	863	863	840	840	1,120	1120	1349	1349
2 Wheeler	1,254	627	519	260	519	260	1,454	727
3 Wheeler	121	91	10	8	10	8	71	53
Mini Bus	49	73	49	73	68	103	104	156
Standard Bus	89	268	88	265	150	450	171	513
	2376	1922	1507	1446	1867	1940	3149	2799
Goods Vehicles								
LCV	258	387	251	377	308	462	358	537
2 Axle	191	573	187	562	179	538	233	699
3 Axle	156	468	152	457	134	402	123	368
Multi Axle	23	102	22	101	26	115	25	113
Tractor	111	167	23	34	21	31	25	38
Tractor - Trailor	23	102	110	494	51	231	74	335
Others	7	42	0	0	0	0	3	18
Total	3,145	3,763	2,252	3,470	2,587	3,720	3,991	4,906
NON-MOTORISED TRAFFIC								
Cycle	30	73.5	16	73.5	0	73.5	7	73.5
Total All Traffic	3,175	3,836	2,268	3,544	2,587	3,793	3,998	4,980

Count Station No.	L1	L2	L3	L4
Location in Km	6/500	39/900	90/000	109/500
Date of Survey	18/05/2010 to 25/05/2010			
MOTORISED TRAFFIC				
Passenger Vehicles	%age	%age	%age	%age
Car/Jeep/Van	27.19	37.04	43.30	33.74
2 Wheeler	39.50	22.88	20.07	36.37
3 Wheeler	3.81	0.44	0.39	1.78
Mini Bus	1.53	2.15	2.65	2.61
Standard Bus	2.82	3.90	5.80	4.28
	74.85	66.42	72.20	78.78
Goods Vehicles				
LCV	8.13	11.08	11.90	8.96
2 Axle	6.02	8.26	6.94	5.83
3 Axle	4.91	6.72	5.19	3.07
Multi Axle	0.71	0.99	0.99	0.63
Tractor	3.51	1.00	0.81	0.63
Tractor - Trailor	0.71	4.84	1.99	1.86
Others	0.22	0.00	0.00	0.08
Total	99.06	99.29	100.00	99.82
NON-MOTORISED TRAFFIC				
Cycle	0.94	0.71	0.00	0.18
Total All Traffic	100.00	100.00	100.00	100.00

Count Station No.	L1		L2		L3		L4	
Location in Km	6/500		39/900		90/000		109/500	
Date of Survey	18/05/2010 to 25/05/2010							
TRAFFIC								
S. No.	Year	PCUs	Year	PCUs	Year	PCUs	Year	PCUs
1	2010-2011	3836	2010-2011	3544	2010-2011	3793	2010-2011	4980
2	2011-2012	4028	2011-2012	3721	2011-2012	3983	2011-2012	5229
3	2012-2013	4229	2012-2013	3907	2012-2013	4182	2012-2013	5490
4	2013-2014	4441	2013-2014	4103	2013-2014	4391	2013-2014	5765
5	2014-2015	4663	2014-2015	4308	2014-2015	4611	2014-2015	6053
6	2015-2016	4896	2015-2016	4523	2015-2016	4841	2015-2016	6356
7	2016-2017	5141	2016-2017	4749	2016-2017	5083	2016-2017	6673
8	2017-2018	5398	2017-2018	4987	2017-2018	5337	2017-2018	7007
9	2018-2019	5668	2018-2019	5236	2018-2019	5604	2018-2019	7357
10	2019-2020	5951	2019-2020	5498	2019-2020	5885	2019-2020	7725
11	2020-2021	6249	2020-2021	5773	2020-2021	6179	2020-2021	8111
12	2021-2022	6561	2021-2022	6061	2021-2022	6488	2021-2022	8517
13	2022-2023	6889	2022-2023	6364	2022-2023	6812	2022-2023	8943
14	2023-2024	7234	2023-2024	6683	2023-2024	7153	2023-2024	9390
15	2024-2025	7595	2024-2025	7017	2024-2025	7510	2024-2025	9860
16	2025-2026	7975	2025-2026	7368	2025-2026	7886	2025-2026	10353
17	2026-2027	8374	2026-2027	7736	2026-2027	8280	2026-2027	10870
18	2027-2028	8793	2027-2028	8123	2027-2028	8694	2027-2028	11414
19	2028-2029	9232	2028-2029	8529	2028-2029	9129	2028-2029	11984
20	2029-2030	9694	2029-2030	8955	2029-2030	9585	2029-2030	12584
21	2030-2031	10179	2030-2031	9403	2030-2031	10065	2030-2031	13213
22	2031-2032	10687	2031-2032	9873	2031-2032	10568	2031-2032	13873
23	2032-2033	11222	2032-2033	10367	2032-2033	11096	2032-2033	14567
24	2033-2034	11783	2033-2034	10885	2033-2034	11651	2033-2034	15295
25	2034-2035	12372	2034-2035	11430	2034-2035	12233	2034-2035	16060

Locations (Km)	Peak Hour Volume		24 Hr Volume		Peak Hour %	
	Nos.	PCU	Nos	PCU	Nos.	PCU
6/500	239	271.5	3,589	4,514	6.66	6.01
39/900	238	270	3,556	4,480	6.69	6.03
90/00	199	247.5	3,109	4,004	6.40	6.18
109/500	327	348	4,006	4,921	8.16	7.07

Location	Up Traffic	Down Traffic	% Split	
			Up	Down
6/500	1604	1575	50.47	49.53
39/900	1153	1115	50.83	49.17
90/00	1083	1520	41.61	58.39
109/500	2023	1989	50.43	49.57

Improvement of Jodhpur - Osian - Phalodi Road km 2/000 to 121/500 (SH-61) under BOT Annuity Scheme

Table - 1

Gross Traffic Volumes for the base year 2010-2011 for Jodhpur - Osian - Phalodi

Position of toll point	Traffic year	Census month	Traffic census data vehicle per day											
			Tractors (Agriculture)	Tractors (Non - Agriculture)	Car and Jeep	Buses	Trucks < 5 MT	Trucks > 5 MT	Multi axle trucks	Wheelers		Slow moving vehicle		Others
				Cat. 1 (a)	Cat. 1 (b)	Cat. 2	Cat. 3 (a)	Cat. 3 (b)	Cat. 4	2 Wheeler	3 Wheeler	Cycle	Animals	
Km. 6/500	2010	May	23	111	863	137	449	156	23	785	89	94	22	4
Km. 39/900	2010	May	23	110	840	137	439	152	22	785	89	94	22	4
Km. 90/000	2010	May	21	51	1120	218	487	134	26	785	89	94	22	4
Km. 109/000	2010	May	25	74	1349	275	591	123	25	861	194	24	13	3

Traffic for Telescopic Reach		Tractors (Agriculture)	Tractors (Non - Agriculture)	Car and Jeep	Buses	Trucks < 5 MT	Trucks > 5 MT	Multi axle trucks
For (Phalodi - Lohawat)	28.0 km	2	11	89	14	29	10	1
For (Lohawat - Osian)	45.0 km	2	10	75	12	68	24	3
For (Phalodi - Osian)	73.0 km	4	22	169	27	135	47	7
For (Phalodi - Mathania)	73.0 km	8	37	288	46	72	25	4
For (Osian - Mathania)	27.0 km	3	7	149	29	49	13	3
For (Mathania - Jodhpur)	18.0 km	13	39	714	146	289	60	12
For (Lohawat - Mathania)	71.0 km	2	6	65	11	30	9	1
For (Osian - Jodhpur)	44.0 km	5	13	264	53	99	24	5
For (Phalodi - Jodhpur)	117.0 km	5	21	217	39	142	42	7

Traffic for Telescopic Reach			Tractors (Agriculture)	Tractors (Non - Agriculture)	Car and Jeep	Buses	Trucks < 5 MT	Trucks > 5 MT	Multi axle trucks
Deduction			100%	100%	30.18%	35.81%	30.48%	30.48%	30.48%
For (Phalodi - Lohawat)	28.0 km		0	0	62	9	20	7	1
For (Lohawat - Osian)	45.0 km		0	0	52	8	47	16	2
For (Phalodi - Osian)	73.0 km		0	0	118	17	94	33	5
For (Phalodi - Mathania)	73.0 km		0	0	201	29	50	17	3
For (Osian - Mathania)	27.0 km		0	0	104	19	34	9	2
For (Mathania - Jodhpur)	20.0 Km		0	0	498	94	201	42	9
For (Lohawat - Mathania)	71.0 km		0	0	45	7	21	6	1
For (Osian - Jodhpur)	44.0 km		0	0	184	34	69	16	3
For (Phalodi - Jodhpur)	117.0 km		0	0	152	25	99	29	5

Improvement of Jodhpur - Osian - Phalodi Road km 2/000 to 121/500 (SH-61) under BOT Annuity Scheme

Table - 2

Tollable Net Traffic Volumes

S. No.	Estimation for the base year 2010-11	Traffic volumes (vehicle per day) Cat. wise					
		1 (a)	1 (b)	2	3 (a)	3 (b)	4
1	2	3	4	5	6	7	8
1	Gross traffic in the base year 2010-2011						
	For 28.0 km	0	62	9	20	7	1
	For 45.0 km	0	52	8	47	16	2
	For 73.0 km	0	118	17	94	33	5
	For 73.0 km	0	201	29	50	17	3
	For 27.0 km	0	104	19	34	9	2
	For 20.0 Km	0	498	94	201	42	9
	For 71.0 km	0	45	7	21	6	1
	For 44.0 km	0	184	34	69	16	3
	For 117.0 km	0	152	25	99	29	5
2	Tollable Traffic after deducting 2% for exempted category						
	For 28.0 km	0	61	9	20	7	1
	For 45.0 km	0	51	8	46	16	2
	For 73.0 km	0	116	17	92	32	5
	For 73.0 km	0	197	28	49	17	3
	For 27.0 km	0	102	19	33	9	2
	For 20.0 Km	0	488	92	197	41	9
	For 71.0 km	0	44	7	21	6	1
	For 44.0 km	0	180	33	68	16	3
	For 117.0 km	0	149	25	97	28	5

Improvement of Jodhpur - Osian - Phalodi Road km 2/000 to 121/500 (SH-61) under BOT Annuity Scheme

Table - 2

Tollable Net Traffic Volumes

S. No.	Estimation for the base year 2010-11	Traffic volumes (vehicle per day) Cat. wise					
		1 (a)	1 (b)	2	3 (a)	3 (b)	4
1	2	3	4	5	6	7	8
1	Gross traffic in the base year 2010-2011						
	For 28.0 km	0	62	9	20	7	1
	For 45.0 km	0	52	8	47	16	2
	For 73.0 km	0	118	17	94	33	5
	For 73.0 km	0	201	29	50	17	3
	For 27.0 km	0	104	19	34	9	2
	For 20.0 Km	0	498	94	201	42	9
	For 71.0 km	0	45	7	21	6	1
	For 44.0 km	0	184	34	69	16	3
	For 117.0 km	0	152	25	99	29	5
2	Tollable Traffic after deducting 2% for exempted category						
	For 28.0 km	0	61	9	20	7	1
	For 45.0 km	0	51	8	46	16	2
	For 73.0 km	0	116	17	92	32	5
	For 73.0 km	0	197	28	49	17	3
	For 27.0 km	0	102	19	33	9	2
	For 20.0 Km	0	488	92	197	41	9
	For 71.0 km	0	44	7	21	6	1
	For 44.0 km	0	180	33	68	16	3
	For 117.0 km	0	149	25	97	28	5

Improvement of Jodhpur - Osian - Phalodi Road km 2/000 to 121/500 (SH-61) under BOT Annuity Scheme

ESTIMATION FOR FUTURE YEAR @ 5% INCREASE PER YEAR

Table - 2(b) (Part B)

For 28.0 km

S.No.	Year	Traffic Growth	Traffic Volume (Vehicle Per Day)					
			Cat1(a)	Cat1(b)	Cat2	Cat3(a)	Cat3(b)	Cat4
1	2010-2011	5%	0	61	9	20	7	1
2	2011-2012	5%	0	64	9	21	7	1
3	2012-2013	5%	0	67	10	22	8	1
4	2013-2014	5%	0	71	10	23	8	1
5	2014-2015	5%	0	74	11	24	9	1
6	2015-2016	5%	0	78	11	26	9	1
7	2016-2017	5%	0	82	12	27	9	1
8	2017-2018	5%	0	86	13	28	10	1
9	2018-2019	5%	0	90	13	30	10	1
10	2019-2020	5%	0	95	14	31	11	2
11	2020-2021	5%	0	99	15	33	11	2
12	2021-2022	5%	0	104	15	34	12	2
13	2022-2023	5%	0	110	16	36	13	2
14	2023-2024	5%	0	115	17	38	13	2
15	2024-2025	5%	0	121	18	40	14	2
16	2025-2026	5%	0	127	19	42	15	2
17	2026-2027	5%	0	133	20	44	15	2
18	2027-2028	5%	0	140	21	46	16	2
19	2028-2029	5%	0	147	22	48	17	2
20	2029-2030	5%	0	154	23	51	18	3
21	2030-2031	5%	0	162	24	53	19	3
22	2031-2032	5%	0	170	25	56	20	3
23	2032-2033	5%	0	178	26	59	20	3

Induced Traffic

For 45.0 km

S.No.	Year	Traffic Growth	Traffic Volume (Vehicle Per Day)					
			Cat1(a)	Cat1(b)	Cat2	Cat3(a)	Cat3(b)	Cat4
1	2010-2011	5%	0	51	8	46	16	2
2	2011-2012	5%	0	54	8	48	17	2
3	2012-2013	5%	0	56	9	51	18	2
4	2013-2014	5%	0	59	9	53	19	2
5	2014-2015	5%	0	62	10	56	19	2
6	2015-2016	5%	0	65	10	59	20	3
7	2016-2017	5%	0	68	11	62	21	3
8	2017-2018	5%	0	72	11	65	23	3
9	2018-2019	5%	0	75	12	68	24	3
10	2019-2020	5%	0	79	12	71	25	3
11	2020-2021	5%	0	83	13	75	26	3
12	2021-2022	5%	0	87	14	79	27	3
13	2022-2023	5%	0	92	14	83	29	4
14	2023-2024	5%	0	96	15	87	30	4
15	2024-2025	5%	0	101	16	91	32	4
16	2025-2026	5%	0	106	17	96	33	4
17	2026-2027	5%	0	111	17	100	35	4
18	2027-2028	5%	0	117	18	105	37	5
19	2028-2029	5%	0	123	19	111	39	5
20	2029-2030	5%	0	129	20	116	40	5
21	2030-2031	5%	0	135	21	122	42	5
22	2031-2032	5%	0	142	22	128	45	6
23	2032-2033	5%	0	149	23	135	47	6

Induced Traffic

For 73.0 km

S.No.	Year	Traffic Growth	Traffic Volume (Vehicle Per Day)					
			Cat1(a)	Cat1(b)	Cat2	Cat3(a)	Cat3(b)	Cat4
1	2010-2011	5%	0	116	17	92	32	5
2	2011-2012	5%	0	122	18	97	34	5
3	2012-2013	5%	0	128	19	101	35	6
4	2013-2014	5%	0	134	20	107	37	6
5	2014-2015	5%	0	141	21	112	39	6
6	2015-2016	5%	0	148	22	117	41	6
7	2016-2017	5%	0	155	23	123	43	7
8	2017-2018	5%	0	163	24	129	45	7
9	2018-2019	5%	0	171	25	136	47	7
10	2019-2020	5%	0	180	26	143	50	8
11	2020-2021	5%	0	189	28	150	52	8
12	2021-2022	5%	0	198	29	157	55	9
13	2022-2023	5%	0	208	31	165	57	9
14	2023-2024	5%	0	219	32	173	60	9
15	2024-2025	5%	0	230	34	182	63	10
16	2025-2026	5%	0	241	35	191	67	10
17	2026-2027	5%	0	253	37	201	70	11
18	2027-2028	5%	0	266	39	211	73	11
19	2028-2029	5%	0	279	41	221	77	12
20	2029-2030	5%	0	293	43	232	81	13
21	2030-2031	5%	0	308	45	244	85	13
22	2031-2032	5%	0	323	47	256	89	14
23	2032-2033	5%	0	339	50	269	94	15

Induced Traffic

For 73.0 km

S.No.	Year	Traffic Growth	Traffic Volume (Vehicle Per Day)					
			Cat1(a)	Cat1(b)	Cat2	Cat3(a)	Cat3(b)	Cat4
1	2010-2011	5%	0	197	28	49	17	3
2	2011-2012	5%	0	207	29	51	18	3
3	2012-2013	5%	0	217	31	54	19	3
4	2013-2014	5%	0	228	32	57	20	3
5	2014-2015	5%	0	239	34	60	21	4
6	2015-2016	5%	0	251	36	63	22	4
7	2016-2017	5%	0	264	38	66	23	4
8	2017-2018	5%	0	277	39	69	24	4
9	2018-2019	5%	0	291	41	72	25	4
10	2019-2020	5%	0	306	43	76	26	5
11	2020-2021	5%	0	321	46	80	28	5
12	2021-2022	5%	0	337	48	84	29	5
13	2022-2023	5%	0	354	50	88	31	5
14	2023-2024	5%	0	371	53	92	32	6
15	2024-2025	5%	0	390	55	97	34	6
16	2025-2026	5%	0	410	58	102	35	6
17	2026-2027	5%	0	430	61	107	37	7
18	2027-2028	5%	0	452	64	112	39	7
19	2028-2029	5%	0	474	67	118	41	7
20	2029-2030	5%	0	498	71	124	43	8
21	2030-2031	5%	0	523	74	130	45	8
22	2031-2032	5%	0	549	78	137	47	8
23	2032-2033	5%	0	576	82	143	50	9

Induced Traffic

For 27.0 km

S.No.	Year	Traffic Growth	Traffic Volume (Vehicle Per Day)					
			Cat1(a)	Cat1(b)	Cat2	Cat3(a)	Cat3(b)	Cat4
1	2010-2011	5%	0	102	19	33	9	2
2	2011-2012	5%	0	107	20	35	9	2
3	2012-2013	5%	0	112	21	36	10	2
4	2013-2014	5%	0	118	22	38	10	2
5	2014-2015	5%	0	124	23	40	11	2
6	2015-2016	5%	0	130	24	42	11	3
7	2016-2017	5%	0	137	25	44	12	3
8	2017-2018	5%	0	144	27	46	13	3
9	2018-2019	5%	0	151	28	49	13	3
10	2019-2020	5%	0	158	29	51	14	3
11	2020-2021	5%	0	166	31	54	15	3
12	2021-2022	5%	0	174	32	56	15	3
13	2022-2023	5%	0	183	34	59	16	4
14	2023-2024	5%	0	192	36	62	17	4
15	2024-2025	5%	0	202	38	65	18	4
16	2025-2026	5%	0	212	39	69	19	4
17	2026-2027	5%	0	223	41	72	20	4
18	2027-2028	5%	0	234	44	76	21	5
19	2028-2029	5%	0	245	46	79	22	5
20	2029-2030	5%	0	258	48	83	23	5
21	2030-2031	5%	0	271	50	88	24	5
22	2031-2032	5%	0	284	53	92	25	6
23	2032-2033	5%	0	298	56	97	26	6

Induced Traffic

For 20.0 Km

S.No.	Year	Traffic Growth	Traffic Volume (Vehicle Per Day)					
			Cat1(a)	Cat1(b)	Cat2	Cat3(a)	Cat3(b)	Cat4
1	2010-2011	5%	0	488	92	197	41	9
2	2011-2012	5%	0	512	97	207	43	9
3	2012-2013	5%	0	538	101	217	45	10
4	2013-2014	5%	0	565	107	228	47	10
5	2014-2015	5%	0	593	112	239	50	11
6	2015-2016	5%	0	623	117	251	52	11
7	2016-2017	5%	0	654	123	264	55	12
8	2017-2018	5%	0	687	129	277	58	13
9	2018-2019	5%	0	721	136	291	61	13
10	2019-2020	5%	0	757	143	306	64	14
11	2020-2021	5%	0	795	150	321	67	15
12	2021-2022	5%	0	835	157	337	70	15
13	2022-2023	5%	0	876	165	354	74	16
14	2023-2024	5%	0	920	173	371	77	17
15	2024-2025	5%	0	966	182	390	81	18
16	2025-2026	5%	0	1015	191	410	85	19
17	2026-2027	5%	0	1065	201	430	89	20
18	2027-2028	5%	0	1119	211	452	94	21
19	2028-2029	5%	0	1174	221	474	99	22
20	2029-2030	5%	0	1233	232	498	104	23
21	2030-2031	5%	0	1295	244	523	109	24
22	2031-2032	5%	0	1360	256	549	114	25
23	2032-2033	5%	0	1428	269	576	120	26

Induced Traffic

For 71.0 km

S.No.	Year	Traffic Growth	Traffic Volume (Vehicle Per Day)					
			Cat1(a)	Cat1(b)	Cat2	Cat3(a)	Cat3(b)	Cat4
1	2010-2011	5%	0	44	7	21	6	1
2	2011-2012	5%	0	46	7	22	6	1
3	2012-2013	5%	0	49	8	23	7	1
4	2013-2014	5%	0	51	8	24	7	1
5	2014-2015	5%	0	53	9	26	7	1
6	2015-2016	5%	0	56	9	27	8	1
7	2016-2017	5%	0	59	9	28	8	1
8	2017-2018	5%	0	62	10	30	8	1
9	2018-2019	5%	0	65	10	31	9	1
10	2019-2020	5%	0	68	11	33	9	2
11	2020-2021	5%	0	72	11	34	10	2
12	2021-2022	5%	0	75	12	36	10	2
13	2022-2023	5%	0	79	13	38	11	2
14	2023-2024	5%	0	83	13	40	11	2
15	2024-2025	5%	0	87	14	42	12	2
16	2025-2026	5%	0	91	15	44	12	2
17	2026-2027	5%	0	96	15	46	13	2
18	2027-2028	5%	0	101	16	48	14	2
19	2028-2029	5%	0	106	17	51	14	2
20	2029-2030	5%	0	111	18	53	15	3
21	2030-2031	5%	0	117	19	56	16	3
22	2031-2032	5%	0	123	20	59	17	3
23	2032-2033	5%	0	129	20	61	18	3

Induced Traffic

For 44.0 km

S.No.	Year	Traffic Growth	Traffic Volume (Vehicle Per Day)					
			Cat1(a)	Cat1(b)	Cat2	Cat3(a)	Cat3(b)	Cat4
1	2010-2011	5%	0	180	33	68	16	3
2	2011-2012	5%	0	189	35	71	17	3
3	2012-2013	5%	0	198	36	75	18	3
4	2013-2014	5%	0	208	38	79	19	3
5	2014-2015	5%	0	219	40	83	19	4
6	2015-2016	5%	0	230	42	87	20	4
7	2016-2017	5%	0	241	44	91	21	4
8	2017-2018	5%	0	253	46	96	23	4
9	2018-2019	5%	0	266	49	100	24	4
10	2019-2020	5%	0	279	51	105	25	5
11	2020-2021	5%	0	293	54	111	26	5
12	2021-2022	5%	0	308	56	116	27	5
13	2022-2023	5%	0	323	59	122	29	5
14	2023-2024	5%	0	339	62	128	30	6
15	2024-2025	5%	0	356	65	135	32	6
16	2025-2026	5%	0	374	69	141	33	6
17	2026-2027	5%	0	393	72	148	35	7
18	2027-2028	5%	0	413	76	156	37	7
19	2028-2029	5%	0	433	79	164	39	7
20	2029-2030	5%	0	455	83	172	40	8
21	2030-2031	5%	0	478	88	180	42	8
22	2031-2032	5%	0	501	92	189	45	8
23	2032-2033	5%	0	527	97	199	47	9

Induced Traffic

For 117.0 km

S.No.	Year	Traffic Growth	Traffic Volume (Vehicle Per Day)					
			Cat1(a)	Cat1(b)	Cat2	Cat3(a)	Cat3(b)	Cat4
1	2010-2011	5%	0	149	25	97	28	5
2	2011-2012	5%	0	156	26	102	29	5
3	2012-2013	5%	0	164	28	107	31	6
4	2013-2014	5%	0	172	29	112	32	6
5	2014-2015	5%	0	181	30	118	34	6
6	2015-2016	5%	0	190	32	124	36	6
7	2016-2017	5%	0	200	34	130	38	7
8	2017-2018	5%	0	210	35	136	39	7
9	2018-2019	5%	0	220	37	143	41	7
10	2019-2020	5%	0	231	39	150	43	8
11	2020-2021	5%	0	243	41	158	46	8
12	2021-2022	5%	0	255	43	166	48	9
13	2022-2023	5%	0	268	45	174	50	9
14	2023-2024	5%	0	281	47	183	53	9
15	2024-2025	5%	0	295	49	192	55	10
16	2025-2026	5%	0	310	52	202	58	10
17	2026-2027	5%	0	325	55	212	61	11
18	2027-2028	5%	0	342	57	222	64	11
19	2028-2029	5%	0	359	60	233	67	12
20	2029-2030	5%	0	377	63	245	71	13
21	2030-2031	5%	0	395	66	257	74	13
22	2031-2032	5%	0	415	70	270	78	14
23	2032-2033	5%	0	436	73	284	82	15

Induced Traffic

Table - 3
BASIC APPLICABLE TOLL TAX RATES WITHOUT ADDITIONAL
TOLL TAX RATES (YEAR WISE)

Improvement of Jodhpur - Osian - Phalodi Road km 2/000 to 121/500 (SH-61) under BOT Annuity Scheme

Length = **28**

Cat No.	Category of vehicles as per notification	Upto 31.03.2009	1.04.2009 to 31.03.2011	1.04.2011 to 31.03.2013	1.04.2013 to 31.03.2015	1.04.2015 to 31.03.2017	1.04.2017 to 31.03.2019	1.04.2019 to 31.03.2021	1.04.2021 to 31.03.2023	1.04.2023 to 31.03.2025	1.04.2025 to 31.03.2027	1.04.2027 to 31.03.2029	1.04.2029 to 31.03.2031
1	2	3	4	5	6	7	8	9	10	11	12	13	14
			10% of Col.5	10% of Col.6	10% of Col.7	10% of Col.8	10% of Col.9	10% of Col.10	10% of Col.11	10% of Col.12	10% of Col.13	10% of Col.14	10% of Col.15
1(a)	Tractors With trollies carrying non agriculture produce.	5.00	5.00	5.00	10.00	10.00	10.00	10.00	10.00	10.00	15.00	15.00	15.00
	4.62+1.13 x 8	5.66	6.23	6.85	7.53	8.29	9.12	10.03	11.03	12.13	13.35	14.68	16.15
1(b)	Tempos,car,taxies,private carsand jeeps.	20.00	20.00	25.00	25.00	25.00	30.00	35.00	35.00	40.00	45.00	50.00	55.00
	15.4+1.42 x 8	18.76	20.64	22.70	24.97	27.47	30.21	33.23	36.56	40.21	44.24	48.66	53.52
2	Motor lorries,buses,another heavy machinery e.g. earth moving machinery and mini buses.	45.00	50.00	55.00	65.00	70.00	75.00	85.00	90.00	100.00	110.00	120.00	135.00
	38.5+1.09x 8	47.22	51.94	57.14	62.85	69.13	76.05	83.65	92.02	101.22	111.34	122.48	134.72
3(a)	Trucks with registered ladden weight upto 5 tonnes.	65.00	70.00	75.00	85.00	95.00	105.00	115.00	125.00	135.00	150.00	165.00	180.00
	52.36+1.42 x 8	63.72	70.09	77.10	84.81	93.29	102.62	112.88	124.17	136.59	150.25	165.27	181.80
3(b)	Trucks with registered ladden weight more than 5 tonnes.	95.00	105.00	115.00	130.00	140.00	155.00	170.00	185.00	205.00	225.00	250.00	275.00
	78.54+2.16 x 8	95.82	105.40	115.94	127.54	140.29	154.32	169.75	186.73	205.40	225.94	248.53	273.39
4	Multi axle truck/ traillers.	160.00	175.00	190.00	210.00	230.00	255.00	280.00	310.00	340.00	375.00	410.00	450.00
	129.36+3.58 x 8	158.00	173.80	191.18	210.30	231.33	254.46	279.91	307.90	338.69	372.56	409.81	450.79

Length =

45

Cat No.	Category of vehicles as per notification	Upto 31.03.2009	1.04.2009 to 31.03.2011	1.04.2011 to 31.03.2013	1.04.2013 to 31.03.2015	1.04.2015 to 31.03.2017	1.04.2017 to 31.03.2019	1.04.2019 to 31.03.2021	1.04.2021 to 31.03.2023	1.04.2023 to 31.03.2025	1.04.2025 to 31.03.2027	1.04.2027 to 31.03.2029	1.04.2029 to 31.03.2031
1	2	3	4	5	6	7	8	9	10	11	12	13	14
			10% of Col.5	10% of Col.6	10% of Col.7	10% of Col.8	10% of Col.9	10% of Col.10	10% of Col.11	10% of Col.12	10% of Col.13	10% of Col.14	10% of Col.15
1(a)	Tractors With trollies carrying non agriculture produce.	10.00	10.00	10.00	10.00	10.00	15.00	15.00	15.00	15.00	20.00	20.00	20.00
	4.62+.13 x 25	7.87	8.66	9.52	10.47	11.52	12.67	13.94	15.34	16.87	18.56	20.41	22.45
1(b)	Tempos,car,taxies,private carsand jeeps.	25.00	30.00	30.00	35.00	40.00	40.00	45.00	50.00	55.00	60.00	65.00	75.00
	15.4+.42 x 25	25.90	28.49	31.34	34.47	37.92	41.71	45.88	50.47	55.52	61.07	67.18	73.90
2	Motor lorries,buses,another heavy machinery e.g. earth moving machinery and mini buses.	65.00	70.00	80.00	90.00	95.00	105.00	115.00	130.00	140.00	155.00	170.00	190.00
	38.5+.1.09x 25	65.75	72.33	79.56	87.51	96.26	105.89	116.48	128.13	140.94	155.04	170.54	187.59
3(a)	Trucks with registered ladden weight upto 5 tonnes.	90.00	95.00	105.00	115.00	130.00	140.00	155.00	170.00	190.00	205.00	230.00	250.00
	52.36+1.42 x 25	87.86	96.65	106.31	116.94	128.64	141.50	155.65	171.21	188.34	207.17	227.89	250.67
3(b)	Trucks with registered ladden weight more than 5 tonnes.	135.00	145.00	160.00	175.00	195.00	215.00	235.00	260.00	285.00	315.00	345.00	380.00
	78.54+2.16 x 25	132.54	145.79	160.37	176.41	194.05	213.46	234.80	258.28	284.11	312.52	343.77	378.15
4	Multi axle truck/ traillers.	220.00	240.00	265.00	290.00	320.00	350.00	390.00	425.00	470.00	515.00	570.00	625.00
	129.36+3.58 x 25	218.86	240.75	264.82	291.30	320.43	352.48	387.72	426.50	469.15	516.06	567.67	624.43

Length =

73

Cat No.	Category of vehicles as per notification	Upto 31.03.2009	1.04.2009 to 31.03.2011	1.04.2011 to 31.03.2013	1.04.2013 to 31.03.2015	1.04.2015 to 31.03.2017	1.04.2017 to 31.03.2019	1.04.2019 to 31.03.2021	1.04.2021 to 31.03.2023	1.04.2023 to 31.03.2025	1.04.2025 to 31.03.2027	1.04.2027 to 31.03.2029	1.04.2029 to 31.03.2031
1	2	3	4	5	6	7	8	9	10	11	12	13	14
			10% of Col.5	10% of Col.6	10% of Col.7	10% of Col.8	10% of Col.9	10% of Col.10	10% of Col.11	10% of Col.12	10% of Col.13	10% of Col.14	10% of Col.15
1(a)	Tractors With trollies carrying non agriculture produce.	10.00	15.00	15.00	15.00	15.00	20.00	20.00	20.00	25.00	25.00	30.00	35.00
	4.62+1.13 x 53	11.51	12.66	13.93	15.32	16.85	18.54	20.39	22.43	24.67	27.14	29.85	32.84
1(b)	Tempos,car,taxies,private carsand jeeps.	40.00	40.00	45.00	50.00	55.00	60.00	65.00	75.00	80.00	90.00	100.00	105.00
	15.4+.42 x 53	37.66	41.43	45.57	50.13	55.14	60.65	66.72	73.39	80.73	88.80	97.68	107.45
2	Motor lorries,buses,another heavy machinery e.g. earth moving machinery and mini buses.	95.00	105.00	115.00	130.00	140.00	155.00	170.00	190.00	205.00	225.00	250.00	275.00
	38.5+.1.09x 53	96.27	105.90	116.49	128.14	140.95	155.04	170.55	187.60	206.36	227.00	249.70	274.67
3(a)	Trucks with registered ladden weight upto 5 tonnes.	130.00	140.00	155.00	170.00	185.00	205.00	225.00	250.00	275.00	300.00	330.00	365.00
	52.36+1.42 x 53	127.62	140.38	154.42	169.86	186.85	205.53	226.09	248.70	273.56	300.92	331.01	364.11
3(b)	Trucks with registered ladden weight more than 5 tonnes.	195.00	210.00	235.00	255.00	285.00	310.00	340.00	375.00	415.00	455.00	500.00	550.00
	78.54+2.16 x 53	193.02	212.32	233.55	256.91	282.60	310.86	341.95	376.14	413.76	455.13	500.64	550.71
4	Multiaxle truck/traillers.	320.00	350.00	385.00	425.00	465.00	515.00	565.00	620.00	685.00	750.00	830.00	910.00
	129.36+3.58 x 53	319.10	351.01	386.11	424.72	467.19	513.91	565.31	621.84	684.02	752.42	827.66	910.43

Length =

73

Cat No.	Category of vehicles as per notification	Upto 31.03.2009	1.04.2009 to 31.03.2011	1.04.2011 to 31.03.2013	1.04.2013 to 31.03.2015	1.04.2015 to 31.03.2017	1.04.2017 to 31.03.2019	1.04.2019 to 31.03.2021	1.04.2021 to 31.03.2023	1.04.2023 to 31.03.2025	1.04.2025 to 31.03.2027	1.04.2027 to 31.03.2029	1.04.2029 to 31.03.2031
1	2	3	4	5	6	7	8	9	10	11	12	13	14
			10% of Col.5	10% of Col.6	10% of Col.7	10% of Col.8	10% of Col.9	10% of Col.10	10% of Col.11	10% of Col.12	10% of Col.13	10% of Col.14	10% of Col.15
1(a)	Tractors With trollies carrying non agriculture produce.	10.00	15.00	15.00	15.00	15.00	20.00	20.00	20.00	25.00	25.00	30.00	35.00
	4.62+1.13 x 53	11.51	12.66	13.93	15.32	16.85	18.54	20.39	22.43	24.67	27.14	29.85	32.84
1(b)	Tempos,car,taxies,private carsand jeeps.	40.00	40.00	45.00	50.00	55.00	60.00	65.00	75.00	80.00	90.00	100.00	105.00
	15.4+.42 x 53	37.66	41.43	45.57	50.13	55.14	60.65	66.72	73.39	80.73	88.80	97.68	107.45
2	Motor lorries,buses,another heavy machinery e.g. earth moving machinery and mini buses.	95.00	105.00	115.00	130.00	140.00	155.00	170.00	190.00	205.00	225.00	250.00	275.00
	38.5+.1.09x 53	96.27	105.90	116.49	128.14	140.95	155.04	170.55	187.60	206.36	227.00	249.70	274.67
3(a)	Trucks with registered ladden weight upto 5 tonnes.	130.00	140.00	155.00	170.00	185.00	205.00	225.00	250.00	275.00	300.00	330.00	365.00
	52.36+1.42 x 53	127.62	140.38	154.42	169.86	186.85	205.53	226.09	248.70	273.56	300.92	331.01	364.11
3(b)	Trucks with registered ladden weight more than 5 tonnes.	195.00	210.00	235.00	255.00	285.00	310.00	340.00	375.00	415.00	455.00	500.00	550.00
	78.54+2.16 x 53	193.02	212.32	233.55	256.91	282.60	310.86	341.95	376.14	413.76	455.13	500.64	550.71
4	Multiaxle truck/traillers.	320.00	350.00	385.00	425.00	465.00	515.00	565.00	620.00	685.00	750.00	830.00	910.00
	129.36+3.58 x 53	319.10	351.01	386.11	424.72	467.19	513.91	565.31	621.84	684.02	752.42	827.66	910.43

Length =

27

Cat No.	Category of vehicles as per notification	Upto 31.03.2009	1.04.2009 to 31.03.2011	1.04.2011 to 31.03.2013	1.04.2013 to 31.03.2015	1.04.2015 to 31.03.2017	1.04.2017 to 31.03.2019	1.04.2019 to 31.03.2021	1.04.2021 to 31.03.2023	1.04.2023 to 31.03.2025	1.04.2025 to 31.03.2027	1.04.2027 to 31.03.2029	1.04.2029 to 31.03.2031
1	2	3	4	5	6	7	8	9	10	11	12	13	14
			10% of Col.5	10% of Col.6	10% of Col.7	10% of Col.8	10% of Col.9	10% of Col.10	10% of Col.11	10% of Col.12	10% of Col.13	10% of Col.14	10% of Col.15
1(a)	Tractors With trollies carrying non agriculture produce.	5.00	5.00	5.00	5.00	10.00	10.00	10.00	10.00	10.00	15.00	15.00	15.00
	4.62+13 x 7	5.53	6.08	6.69	7.36	8.10	8.91	9.80	10.78	11.85	13.04	14.34	15.78
1(b)	Tempos,car,taxies,private carsand jeeps.	20.00	20.00	20.00	25.00	25.00	30.00	30.00	35.00	40.00	45.00	50.00	50.00
	15.4+.42 x 7	18.34	20.17	22.19	24.41	26.85	29.54	32.49	35.74	39.31	43.24	47.57	52.33
2	Motor lorries,buses,another heavy machinery e.g. earth moving machinery and mini buses.	45.00	50.00	55.00	60.00	70.00	75.00	80.00	90.00	100.00	110.00	120.00	130.00
	38.5+.1.09x 7	46.13	50.74	55.82	61.40	67.54	74.29	81.72	89.89	98.88	108.77	119.65	131.61
3(a)	Trucks with registered ladden weight upto 5 tonnes.	60.00	70.00	75.00	85.00	90.00	100.00	110.00	120.00	135.00	145.00	160.00	180.00
	52.36+1.42 x 7	62.30	68.53	75.38	82.92	91.21	100.33	110.37	121.41	133.55	146.90	161.59	177.75
3(b)	Trucks with registered ladden weight more than 5 tonnes.	95.00	105.00	115.00	125.00	135.00	150.00	165.00	185.00	200.00	220.00	245.00	265.00
	78.54+2.16 x 7	93.66	103.03	113.33	124.66	137.13	150.84	165.92	182.52	200.77	220.85	242.93	267.22
4	Multiaxle truck/traillers.	155.00	170.00	185.00	205.00	225.00	250.00	275.00	300.00	330.00	365.00	400.00	440.00
	129.36+3.58 x 7	154.42	169.86	186.85	205.53	226.09	248.69	273.56	300.92	331.01	364.11	400.53	440.58

Length =

20

Cat No.	Category of vehicles as per notification	Upto 31.03.2009	1.04.2009 to 31.03.2011	1.04.2011 to 31.03.2013	1.04.2013 to 31.03.2015	1.04.2015 to 31.03.2017	1.04.2017 to 31.03.2019	1.04.2019 to 31.03.2021	1.04.2021 to 31.03.2023	1.04.2023 to 31.03.2025	1.04.2025 to 31.03.2027	1.04.2027 to 31.03.2029	1.04.2029 to 31.03.2031
1	2	3	4	5	6	7	8	9	10	11	12	13	14
			10% of Col.5	10% of Col.6	10% of Col.7	10% of Col.8	10% of Col.9	10% of Col.10	10% of Col.11	10% of Col.12	10% of Col.13	10% of Col.14	10% of Col.15
1(a)	Tractors With trollies carrying non agriculture produce.	5.00	5.00	5.00	5.00	5.00	5.00	10.00	10.00	10.00	10.00	10.00	15.00
	4.62+13 x 0	4.62	5.08	5.59	6.15	6.76	7.44	8.18	9.00	9.90	10.89	11.98	13.18
1(b)	Tempos,car,taxies,private carsand jeeps.	15.00	15.00	20.00	20.00	25.00	25.00	25.00	30.00	35.00	35.00	40.00	45.00
	15.4+.42 x 0	15.40	16.94	18.63	20.50	22.55	24.80	27.28	30.01	33.01	36.31	39.94	43.94
2	Motor lorries,buses,another heavy machinery e.g. earth moving machinery and mini buses.	40.00	40.00	45.00	50.00	55.00	60.00	70.00	75.00	85.00	90.00	100.00	110.00
	38.5+.1.09x 0	38.50	42.35	46.59	51.24	56.37	62.00	68.21	75.03	82.53	90.78	99.86	109.84
3(a)	Trucks with registered ladden weight upto 5 tonnes.	50.00	60.00	65.00	70.00	75.00	85.00	95.00	100.00	110.00	125.00	135.00	150.00
	52.36+1.42 x 0	52.36	57.60	63.36	69.69	76.66	84.33	92.76	102.03	112.24	123.46	135.81	149.39
3(b)	Trucks with registered ladden weight more than 5 tonnes.	80.00	85.00	95.00	105.00	115.00	125.00	140.00	155.00	170.00	185.00	205.00	225.00
	78.54+2.16 x 0	78.54	86.39	95.03	104.54	114.99	126.49	139.14	153.05	168.36	185.19	203.71	224.08
4	Multi axle truck/ traillers.	130.00	140.00	155.00	170.00	190.00	210.00	230.00	250.00	275.00	305.00	335.00	370.00
	129.36+3.58 x 0	129.36	142.30	156.53	172.18	189.40	208.34	229.17	252.09	277.29	305.02	335.53	369.08

Length =

71

Cat No.	Category of vehicles as per notification	Upto 31.03.2009	1.04.2009 to 31.03.2011	1.04.2011 to 31.03.2013	1.04.2013 to 31.03.2015	1.04.2015 to 31.03.2017	1.04.2017 to 31.03.2019	1.04.2019 to 31.03.2021	1.04.2021 to 31.03.2023	1.04.2023 to 31.03.2025	1.04.2025 to 31.03.2027	1.04.2027 to 31.03.2029	1.04.2029 to 31.03.2031
1	2	3	4	5	6	7	8	9	10	11	12	13	14
			10% of Col.5	10% of Col.6	10% of Col.7	10% of Col.8	10% of Col.9	10% of Col.10	10% of Col.11	10% of Col.12	10% of Col.13	10% of Col.14	10% of Col.15
1(a)	Tractors With trollies carrying non agriculture produce.	10.00	10.00	15.00	15.00	15.00	20.00	20.00	20.00	25.00	25.00	30.00	30.00
	4.62+13 x 51	11.25	12.38	13.61	14.97	16.47	18.12	19.93	21.92	24.12	26.53	29.18	32.10
1(b)	Tempos,car,taxies,private carsand jeeps.	35.00	40.00	45.00	50.00	55.00	60.00	65.00	70.00	80.00	85.00	95.00	105.00
	15.4+.42 x 51	36.82	40.50	44.55	49.01	53.91	59.30	65.23	71.75	78.93	86.82	95.50	105.05
2	Motor lorries,buses,another heavy machinery e.g. earth moving machinery and mini buses.	95.00	105.00	115.00	125.00	140.00	150.00	165.00	185.00	200.00	220.00	245.00	270.00
	38.5+.1.09x 51	94.09	103.50	113.85	125.23	137.76	151.53	166.69	183.35	201.69	221.86	244.05	268.45
3(a)	Trucks with registered ladden weight upto 5 tonnes.	125.00	135.00	150.00	165.00	185.00	200.00	220.00	245.00	265.00	295.00	325.00	355.00
	52.36+1.42 x 51	124.78	137.26	150.98	166.08	182.69	200.96	221.06	243.16	267.48	294.22	323.65	356.01
3(b)	Trucks with registered ladden weight more than 5 tonnes.	190.00	210.00	230.00	250.00	275.00	305.00	335.00	370.00	405.00	445.00	490.00	540.00
	78.54+2.16 x 51	188.70	207.57	228.33	251.16	276.28	303.90	334.29	367.72	404.50	444.94	489.44	538.38
4	Multiaxle truck/traillers.	310.00	345.00	375.00	415.00	455.00	500.00	555.00	610.00	670.00	735.00	810.00	890.00
	129.36+3.58 x 51	311.94	343.13	377.45	415.19	456.71	502.38	552.62	607.88	668.67	735.54	809.09	890.00

Length =

44

Cat No.	Category of vehicles as per notification	Upto 31.03.2009	1.04.2009 to 31.03.2011	1.04.2011 to 31.03.2013	1.04.2013 to 31.03.2015	1.04.2015 to 31.03.2017	1.04.2017 to 31.03.2019	1.04.2019 to 31.03.2021	1.04.2021 to 31.03.2023	1.04.2023 to 31.03.2025	1.04.2025 to 31.03.2027	1.04.2027 to 31.03.2029	1.04.2029 to 31.03.2031
1	2	3	4	5	6	7	8	9	10	11	12	13	14
			10% of Col.5	10% of Col.6	10% of Col.7	10% of Col.8	10% of Col.9	10% of Col.10	10% of Col.11	10% of Col.12	10% of Col.13	10% of Col.14	10% of Col.15
1(a)	Tractors With trollies carrying non agriculture produce.	10.00	10.00	10.00	10.00	10.00	10.00	15.00	15.00	15.00	20.00	20.00	20.00
	4.62+13 x 24	7.74	8.51	9.37	10.30	11.33	12.47	13.71	15.08	16.59	18.25	20.08	22.08
1(b)	Tempos,car,taxies,private carsand jeeps.	25.00	30.00	30.00	35.00	35.00	40.00	45.00	50.00	55.00	60.00	65.00	75.00
	15.4+.42 x 24	25.48	28.03	30.83	33.91	37.31	41.04	45.14	49.65	54.62	60.08	66.09	72.70
2	Motor lorries,buses,another heavy machinery e.g. earth moving machinery and mini buses.	65.00	70.00	80.00	85.00	95.00	105.00	115.00	125.00	140.00	150.00	170.00	185.00
	38.5+.1.09x 24	64.66	71.13	78.24	86.06	94.67	104.14	114.55	126.00	138.60	152.46	167.71	184.48
3(a)	Trucks with registered ladden weight upto 5 tonnes.	85.00	95.00	105.00	115.00	125.00	140.00	155.00	170.00	185.00	205.00	225.00	245.00
	52.36+1.42 x 24	86.44	95.08	104.59	115.05	126.56	139.21	153.13	168.45	185.29	203.82	224.20	246.62
3(b)	Trucks with registered ladden weight more than 5 tonnes.	130.00	145.00	160.00	175.00	190.00	210.00	230.00	255.00	280.00	305.00	340.00	370.00
	78.54+2.16 x 24	130.38	143.42	157.76	173.54	190.89	209.98	230.98	254.07	279.48	307.43	338.17	371.99
4	Multi axle truck/ traillers.	215.00	235.00	260.00	285.00	315.00	345.00	380.00	420.00	460.00	510.00	560.00	615.00
	129.36+3.58 x 24	215.28	236.81	260.49	286.54	315.19	346.71	381.38	419.52	461.47	507.62	558.38	614.22

Length =

117

Cat No.	Category of vehicles as per notification	Upto 31.03.2009	1.04.2009 to 31.03.2011	1.04.2011 to 31.03.2013	1.04.2013 to 31.03.2015	1.04.2015 to 31.03.2017	1.04.2017 to 31.03.2019	1.04.2019 to 31.03.2021	1.04.2021 to 31.03.2023	1.04.2023 to 31.03.2025	1.04.2025 to 31.03.2027	1.04.2027 to 31.03.2029	1.04.2029 to 31.03.2031
1	2	3	4	5	6	7	8	9	10	11	12	13	14
			10% of Col.5	10% of Col.6	10% of Col.7	10% of Col.8	10% of Col.9	10% of Col.10	10% of Col.11	10% of Col.12	10% of Col.13	10% of Col.14	10% of Col.15
1(a)	Tractors With trollies carrying non agriculture produce.	15.00	20.00	20.00	25.00	25.00	30.00	30.00	35.00	35.00	40.00	45.00	50.00
	4.62+13 x 97	17.23	18.95	20.85	22.93	25.23	27.75	30.52	33.58	36.93	40.63	44.69	49.16
1(b)	Tempos,car,taxies,private carsand jeeps.	55.00	60.00	70.00	75.00	80.00	90.00	100.00	110.00	120.00	130.00	145.00	160.00
	15.4+.42 x 97	56.14	61.75	67.93	74.72	82.19	90.41	99.46	109.40	120.34	132.38	145.61	160.17
2	Motor lorries,buses,another heavy machinery e.g. earth moving machinery and mini buses.	145.00	160.00	175.00	190.00	210.00	230.00	255.00	280.00	310.00	340.00	375.00	410.00
	38.5+.1.09x 97	144.23	158.65	174.52	191.97	211.17	232.28	255.51	281.06	309.17	340.09	374.10	411.51
3(a)	Trucks with registered ladden weight upto 5 tonnes.	190.00	210.00	230.00	255.00	280.00	305.00	335.00	370.00	405.00	450.00	495.00	540.00
	52.36+1.42 x 97	190.10	209.11	230.02	253.02	278.33	306.16	336.77	370.45	407.50	448.25	493.07	542.38
3(b)	Trucks with registered ladden weight more than 5 tonnes.	290.00	315.00	350.00	385.00	420.00	465.00	510.00	560.00	615.00	680.00	745.00	820.00
	78.54+2.16 x 97	288.06	316.87	348.55	383.41	421.75	463.92	510.32	561.35	617.48	679.23	747.15	821.87
4	Multiaxle truck/traillers.	475.00	525.00	575.00	635.00	700.00	770.00	845.00	930.00	1020.00	1125.00	1235.00	1360.00
	129.36+3.58 x 97	476.62	524.28	576.71	634.38	697.82	767.60	844.36	928.80	1021.68	1123.85	1236.23	1359.85

Improvement of Jodhpur - Osian - Phalodi Road km 2/000 to 121/500 (SH-61) under BOT Annuity Scheme

Table-4

ANTICIPATED TOLL COLLECTION QUARTERWISE

CONSTRUCTION PERIOD 1.01.2011 TO 30.06.2012

REPAYMENT PERIOD : 01.07.2012 & ONWARDS

For 28.0 km

Year	Qtr	No. of days in Qtr	Tractors			Car/Jeeps			Buses			Truck <5MT			Truck > 5MT			Multi Axle Truck			Amount for Qtr.(for 100%realisation) (Rs. in Lacs)
			Rate per day	Per day No.	Amount	Rate per day	Per day No.	Amount	Rate per day	Per day No.	Amount	Rate per day	Per day No.	Amount	Rate per day	Per day No.	Amount	Rate per day	Per day No.	Amount	
1	2	3	4	5	6	7	8	9	10	11	12	13	14	15	16	17	18	19	20	21	22
			6.85			22.70			57.14			77.10			115.94			191.18			
2011-12	I	91	5.00	0	0.00	25.00	67	1.53	55.00	10	0.50	75.00	22	1.50	115.00	8	0.81	190.00	1	0.19	4.53
	II	92	5.00	0	0.00	25.00	67	1.55	55.00	10	0.50	75.00	22	1.52	115.00	8	0.82	190.00	1	0.19	4.58
	III	92	5.00	0	0.00	25.00	67	1.55	55.00	10	0.50	75.00	22	1.52	115.00	8	0.82	190.00	1	0.19	4.58
	IV	91	5.00	0	0.00	25.00	67	1.53	55.00	10	0.50	75.00	22	1.50	115.00	8	0.81	190.00	1	0.19	4.53
2012-13	I	91	5.00	0	0.00	25.00	71	1.62	55.00	10	0.50	75.00	23	1.57	115.00	8	0.84	190.00	1	0.17	4.70
	II	92	5.00	0	0.00	25.00	71	1.63	55.00	10	0.51	75.00	23	1.59	115.00	8	0.85	190.00	1	0.17	4.75
	III	92	5.00	0	0.00	25.00	71	1.63	55.00	10	0.51	75.00	23	1.59	115.00	8	0.85	190.00	1	0.17	4.75
	IV	90	5.00	0	0.00	25.00	71	1.60	55.00	10	0.50	75.00	23	1.55	115.00	8	0.83	190.00	1	0.17	4.64
2013-14	I	91	10.00	0	0.00	25.00	75	1.71	65.00	11	0.65	85.00	24	1.86	130.00	8	0.95	210.00	1	0.19	5.35
	II	92	10.00	0	0.00	25.00	75	1.73	65.00	11	0.66	85.00	24	1.88	130.00	8	0.96	210.00	1	0.19	5.41
	III	92	10.00	0	0.00	25.00	75	1.73	65.00	11	0.66	85.00	24	1.88	130.00	8	0.96	210.00	1	0.19	5.41
	IV	90	10.00	0	0.00	25.00	75	1.69	65.00	11	0.64	85.00	24	1.84	130.00	8	0.94	210.00	1	0.19	5.29
2014-15	I	91	10.00	0	0.00	25.00	79	1.80	65.00	12	0.71	85.00	25	1.93	130.00	8	0.95	210.00	1	0.19	5.58
	II	92	10.00	0	0.00	25.00	79	1.82	65.00	12	0.72	85.00	25	1.96	130.00	8	0.96	210.00	1	0.19	5.64
	III	92	10.00	0	0.00	25.00	79	1.82	65.00	12	0.72	85.00	25	1.96	130.00	8	0.96	210.00	1	0.19	5.64
	IV	90	10.00	0	0.00	25.00	79	1.78	65.00	12	0.70	85.00	25	1.91	130.00	8	0.94	210.00	1	0.19	5.52
2015-16	I	91	10.00	0	0.00	25.00	83	1.89	70.00	13	0.83	95.00	26	2.25	140.00	8	1.02	230.00	1	0.21	6.19
	II	92	10.00	0	0.00	25.00	83	1.91	70.00	13	0.84	95.00	26	2.27	140.00	8	1.03	230.00	1	0.21	6.26
	III	92	10.00	0	0.00	25.00	83	1.91	70.00	13	0.84	95.00	26	2.27	140.00	8	1.03	230.00	1	0.21	6.26
	IV	91	10.00	0	0.00	25.00	83	1.89	70.00	13	0.83	95.00	26	2.25	140.00	8	1.02	230.00	1	0.21	6.19
2016-17	I	91	10.00	0	0.00	25.00	87	1.98	70.00	14	0.89	95.00	27	2.33	140.00	8	1.02	230.00	1	0.21	6.43
	II	92	10.00	0	0.00	25.00	87	2.00	70.00	14	0.90	95.00	27	2.36	140.00	8	1.03	230.00	1	0.21	6.50
	III	92	10.00	0	0.00	25.00	87	2.00	70.00	14	0.90	95.00	27	2.36	140.00	8	1.03	230.00	1	0.21	6.50
	IV	90	10.00	0	0.00	25.00	87	1.96	70.00	14	0.88	95.00	27	2.31	140.00	8	1.01	230.00	1	0.21	6.36
2017-18	I	91	10.00	0	0.00	30.00	91	2.48	75.00	15	1.02	105.00	28	2.68	155.00	8	1.13	255.00	1	0.23	7.54
	II	92	10.00	0	0.00	30.00	91	2.51	75.00	15	1.04	105.00	28	2.70	155.00	8	1.14	255.00	1	0.23	7.63
	III	92	10.00	0	0.00	30.00	91	2.51	75.00	15	1.04	105.00	28	2.70	155.00	8	1.14	255.00	1	0.23	7.63

Year	Qtr	No. of days in Qtr	Tractors			Car/Jeeps			Buses			Truck <5MT			Truck > 5MT			Multi Axle Truck			Amount for Qtr.(for 100%realisation) (Rs. in Lacs)
			Rate per day	Per day No.	Amount	Rate per day	Per day No.	Amount	Rate per day	Per day No.	Amount	Rate per day	Per day No.	Amount	Rate per day	Per day No.	Amount	Rate per day	Per day No.	Amount	
1	2	3	4	5	6	7	8	9	10	11	12	13	14	15	16	17	18	19	20	21	22
2018-19	IV	90	10.00	0	0.00	30.00	91	2.46	75.00	15	1.01	105.00	28	2.65	155.00	8	1.12	255.00	1	0.23	7.46
	I	91	10.00	0	0.00	30.00	96	2.62	75.00	16	1.09	105.00	29	2.77	155.00	8	1.13	255.00	1	0.23	7.84
	II	92	10.00	0	0.00	30.00	96	2.65	75.00	16	1.10	105.00	29	2.80	155.00	8	1.14	255.00	1	0.23	7.93
	III	92	10.00	0	0.00	30.00	96	2.65	75.00	16	1.10	105.00	29	2.80	155.00	8	1.14	255.00	1	0.23	7.93
	IV	90	10.00	0	0.00	30.00	96	2.59	75.00	16	1.08	105.00	29	2.74	155.00	8	1.12	255.00	1	0.23	7.76
2019-20	I	91	10.00	0	0.00	35.00	101	3.22	85.00	17	1.31	115.00	30	3.14	170.00	8	1.24	280.00	1	0.25	9.16
	II	92	10.00	0	0.00	35.00	101	3.25	85.00	17	1.33	115.00	30	3.17	170.00	8	1.25	280.00	1	0.26	9.26
	III	92	10.00	0	0.00	35.00	101	3.25	85.00	17	1.33	115.00	30	3.17	170.00	8	1.25	280.00	1	0.26	9.26
	IV	91	10.00	0	0.00	35.00	101	3.22	85.00	17	1.31	115.00	30	3.14	170.00	8	1.24	280.00	1	0.25	9.16
2020-21	I	91	10.00	0	0.00	35.00	106	3.38	85.00	18	1.39	115.00	32	3.35	170.00	8	1.24	280.00	1	0.25	9.61
	II	92	10.00	0	0.00	35.00	106	3.41	85.00	18	1.41	115.00	32	3.39	170.00	8	1.25	280.00	1	0.26	9.72
	III	92	10.00	0	0.00	35.00	106	3.41	85.00	18	1.41	115.00	32	3.39	170.00	8	1.25	280.00	1	0.26	9.72
	IV	90	10.00	0	0.00	35.00	106	3.34	85.00	18	1.38	115.00	32	3.31	170.00	8	1.22	280.00	1	0.25	9.50
2021-22	I	91	10.00	0	0.00	35.00	111	3.54	90.00	19	1.56	125.00	34	3.87	185.00	8	1.35	310.00	1	0.28	10.59
	II	92	10.00	0	0.00	35.00	111	3.57	90.00	19	1.57	125.00	34	3.91	185.00	8	1.36	310.00	1	0.29	10.70
	III	92	10.00	0	0.00	35.00	111	3.57	90.00	19	1.57	125.00	34	3.91	185.00	8	1.36	310.00	1	0.29	10.70
	IV	90	10.00	0	0.00	35.00	111	3.50	90.00	19	1.54	125.00	34	3.83	185.00	8	1.33	310.00	1	0.28	10.47
2022-23	I	91	10.00	0	0.00	35.00	117	3.73	90.00	20	1.64	125.00	36	4.10	185.00	8	1.35	310.00	1	0.28	11.09
	II	92	10.00	0	0.00	35.00	117	3.77	90.00	20	1.66	125.00	36	4.14	185.00	8	1.36	310.00	1	0.29	11.21
	III	92	10.00	0	0.00	35.00	117	3.77	90.00	20	1.66	125.00	36	4.14	185.00	8	1.36	310.00	1	0.29	11.21
	IV	90	10.00	0	0.00	35.00	117	3.69	90.00	20	1.62	125.00	36	4.05	185.00	8	1.33	310.00	1	0.28	10.97
2023-24	I	91	10.00	0	0.00	40.00	123	4.48	100.00	21	1.91	135.00	38	4.67	205.00	8	1.49	340.00	1	0.31	12.86
	II	92	10.00	0	0.00	40.00	123	4.53	100.00	21	1.93	135.00	38	4.72	205.00	8	1.51	340.00	1	0.31	13.00
	III	92	10.00	0	0.00	40.00	123	4.53	100.00	21	1.93	135.00	38	4.72	205.00	8	1.51	340.00	1	0.31	13.00
	IV	91	10.00	0	0.00	40.00	123	4.48	100.00	21	1.91	135.00	38	4.67	205.00	8	1.49	340.00	1	0.31	12.86
2024-25	I	91	10.00	0	0.00	40.00	129	4.70	100.00	22	2.00	135.00	40	4.91	205.00	8	1.49	340.00	1	0.31	13.41
	II	92	10.00	0	0.00	40.00	129	4.75	100.00	22	2.02	135.00	40	4.97	205.00	8	1.51	340.00	1	0.31	13.56
	III	92	10.00	0	0.00	40.00	129	4.75	100.00	22	2.02	135.00	40	4.97	205.00	8	1.51	340.00	1	0.31	13.56
	IV	90	10.00	0	0.00	40.00	129	4.64	100.00	22	1.98	135.00	40	4.86	205.00	8	1.48	340.00	1	0.31	13.27
2025-26	I	91	15.00	0	0.00	45.00	135	5.53	110.00	23	2.30	150.00	42	5.73	225.00	8	1.64	375.00	1	0.34	15.54
	II	92	15.00	0	0.00	45.00	135	5.59	110.00	23	2.33	150.00	42	5.80	225.00	8	1.66	375.00	1	0.35	15.71
	III	92	15.00	0	0.00	45.00	135	5.59	110.00	23	2.33	150.00	42	5.80	225.00	8	1.66	375.00	1	0.35	15.71
	IV	90	15.00	0	0.00	45.00	135	5.47	110.00	23	2.28	150.00	42	5.67	225.00	8	1.62	375.00	1	0.34	15.37
2026-27	I	91	15.00	0	0.00	45.00	142	5.81	110.00	24	2.40	150.00	44	6.01	225.00	8	1.64	375.00	1	0.34	16.20
	II	92	15.00	0	0.00	45.00	142	5.88	110.00	24	2.43	150.00	44	6.07	225.00	8	1.66	375.00	1	0.35	16.38

Year	Qtr	No. of days in Qtr	Tractors			Car/Jeeps			Buses			Truck <5MT			Truck > 5MT			Multi Axle Truck			Amount for Qtr.(for 100%realisation) (Rs. in Lacs)
			Rate per day	Per day No.	Amount	Rate per day	Per day No.	Amount	Rate per day	Per day No.	Amount	Rate per day	Per day No.	Amount	Rate per day	Per day No.	Amount	Rate per day	Per day No.	Amount	
1	2	3	4	5	6	7	8	9	10	11	12	13	14	15	16	17	18	19	20	21	22
	III	92	15.00	0	0.00	45.00	142	5.88	110.00	24	2.43	150.00	44	6.07	225.00	8	1.66	375.00	1	0.35	16.38
	IV	90	15.00	0	0.00	45.00	142	5.75	110.00	24	2.38	150.00	44	5.94	225.00	8	1.62	375.00	1	0.34	16.02
2027-28	I	91	15.00	0	0.00	50.00	149	6.78	120.00	25	2.73	165.00	46	6.91	250.00	8	1.82	410.00	1	0.37	18.61
	II	92	15.00	0	0.00	50.00	149	6.85	120.00	25	2.76	165.00	46	6.98	250.00	8	1.84	410.00	1	0.38	18.81
	III	92	15.00	0	0.00	50.00	149	6.85	120.00	25	2.76	165.00	46	6.98	250.00	8	1.84	410.00	1	0.38	18.81
	IV	91	15.00	0	0.00	50.00	149	6.78	120.00	25	2.73	165.00	46	6.91	250.00	8	1.82	410.00	1	0.37	18.61
2028-29	I	91	15.00	0	0.00	50.00	156	7.10	120.00	26	2.84	165.00	48	7.21	250.00	8	1.82	410.00	1	0.37	19.34
	II	92	15.00	0	0.00	50.00	156	7.18	120.00	26	2.87	165.00	48	7.29	250.00	8	1.84	410.00	1	0.38	19.55
	III	92	15.00	0	0.00	50.00	156	7.18	120.00	26	2.87	165.00	48	7.29	250.00	8	1.84	410.00	1	0.38	19.55
	IV	90	15.00	0	0.00	50.00	156	7.02	120.00	26	2.81	165.00	48	7.13	250.00	8	1.80	410.00	1	0.37	19.13
2029-30	I	91	15.00	0	0.00	55.00	164	8.21	135.00	27	3.32	180.00	50	8.19	275.00	8	2.00	450.00	1	0.41	22.13
	II	92	15.00	0	0.00	55.00	164	8.30	135.00	27	3.35	180.00	50	8.28	275.00	8	2.02	450.00	1	0.41	22.37
	III	92	15.00	0	0.00	55.00	164	8.30	135.00	27	3.35	180.00	50	8.28	275.00	8	2.02	450.00	1	0.41	22.37
	IV	91	15.00	0	0.00	55.00	164	8.21	135.00	27	3.32	180.00	50	8.19	275.00	8	2.00	450.00	1	0.41	22.13
2030-31	I	91	15.00	0	0.00	55.00	172	8.61	135.00	28	3.44	180.00	53	8.68	275.00	8	2.00	450.00	1	0.41	23.14
	II	92	15.00	0	0.00	55.00	172	8.70	135.00	28	3.48	180.00	53	8.78	275.00	8	2.02	450.00	1	0.41	23.40
	III	92	15.00	0	0.00	55.00	172	8.70	135.00	28	3.48	180.00	53	8.78	275.00	8	2.02	450.00	1	0.41	23.40
	IV	90	15.00	0	0.00	55.00	172	8.51	135.00	28	3.40	180.00	53	8.59	275.00	8	1.98	450.00	1	0.41	22.89
2031-32	I	91	20.00	0	0.00	60.00	181	9.88	150.00	29	3.96	200.00	56	10.19	300.00	8	2.18	495.00	1	0.45	26.67
	II	92	20.00	0	0.00	60.00	181	9.99	150.00	29	4.00	200.00	56	10.30	300.00	8	2.21	495.00	1	0.46	26.96
	III	92	20.00	0	0.00	60.00	181	9.99	150.00	29	4.00	200.00	56	10.30	300.00	8	2.21	495.00	1	0.46	26.96
	IV	91	20.00	0	0.00	60.00	181	9.88	150.00	29	3.96	200.00	56	10.19	300.00	8	2.18	495.00	1	0.45	26.67

Year	Qtr	No. of days in Qtr	Tractors			Car/Jeeps			Buses			Truck <5MT			Truck > 5MT			Multi Axle Truck			Amount for Qtr.(for 100%realisation) (Rs. in Lacs)
			Rate per day	Per day No.	Amount	Rate per day	Per day No.	Amount	Rate per day	Per day No.	Amount	Rate per day	Per day No.	Amount	Rate per day	Per day No.	Amount	Rate per day	Per day No.	Amount	
1	2	3	4	5	6	7	8	9	10	11	12	13	14	15	16	17	18	19	20	21	22

For 45.0 km

Year	Qtr	No. of days in Qtr	Tractors			Car/Jeeps			Buses			Truck <5MT			Truck > 5MT			Multi Axle Truck			Amount for Qtr.(for 100%realisation) (Rs. in Lacs)
			Rate per day	Per day No.	Amount	Rate per day	Per day No.	Amount	Rate per day	Per day No.	Amount	Rate per day	Per day No.	Amount	Rate per day	Per day No.	Amount	Rate per day	Per day No.	Amount	
1	2	3	4	5	6	7	8	9	10	11	12	13	14	15	16	17	18	19	20	21	22
			9.52			31.34			79.56			106.31			160.37			264.82			
2011-12	I	91	10.00	0	0.00	30.00	54	1.46	80.00	8	0.61	105.00	48	4.62	160.00	17	2.45	265.00	2	0.51	9.64
	II	92	10.00	0	0.00	30.00	54	1.48	80.00	8	0.62	105.00	48	4.67	160.00	17	2.47	265.00	2	0.51	9.75
	III	92	10.00	0	0.00	30.00	54	1.48	80.00	8	0.62	105.00	48	4.67	160.00	17	2.47	265.00	2	0.51	9.75
	IV	91	10.00	0	0.00	30.00	54	1.46	80.00	8	0.61	105.00	48	4.62	160.00	17	2.45	265.00	2	0.51	9.64
2012-13	I	91	10.00	0	0.00	30.00	56	1.53	80.00	9	0.66	105.00	51	4.87	160.00	18	2.62	265.00	2	0.48	10.16
	II	92	10.00	0	0.00	30.00	56	1.55	80.00	9	0.66	105.00	51	4.93	160.00	18	2.65	265.00	2	0.49	10.27
	III	92	10.00	0	0.00	30.00	56	1.55	80.00	9	0.66	105.00	51	4.93	160.00	18	2.65	265.00	2	0.49	10.27
	IV	90	10.00	0	0.00	30.00	56	1.51	80.00	9	0.65	105.00	51	4.82	160.00	18	2.59	265.00	2	0.48	10.05
2013-14	I	91	10.00	0	0.00	35.00	59	1.88	90.00	9	0.74	115.00	54	5.65	175.00	19	3.03	290.00	2	0.53	11.82
	II	92	10.00	0	0.00	35.00	59	1.90	90.00	9	0.75	115.00	54	5.71	175.00	19	3.06	290.00	2	0.53	11.95
	III	92	10.00	0	0.00	35.00	59	1.90	90.00	9	0.75	115.00	54	5.71	175.00	19	3.06	290.00	2	0.53	11.95
	IV	90	10.00	0	0.00	35.00	59	1.86	90.00	9	0.73	115.00	54	5.59	175.00	19	2.99	290.00	2	0.52	11.69
2014-15	I	91	10.00	0	0.00	35.00	62	1.97	90.00	9	0.74	115.00	57	5.97	175.00	20	3.19	290.00	2	0.53	12.39
	II	92	10.00	0	0.00	35.00	62	2.00	90.00	9	0.75	115.00	57	6.03	175.00	20	3.22	290.00	2	0.53	12.53
	III	92	10.00	0	0.00	35.00	62	2.00	90.00	9	0.75	115.00	57	6.03	175.00	20	3.22	290.00	2	0.53	12.53
	IV	90	10.00	0	0.00	35.00	62	1.95	90.00	9	0.73	115.00	57	5.90	175.00	20	3.15	290.00	2	0.52	12.25
2015-16	I	91	10.00	0	0.00	40.00	65	2.37	95.00	9	0.78	130.00	60	7.10	195.00	21	3.73	320.00	2	0.58	14.55
	II	92	10.00	0	0.00	40.00	65	2.39	95.00	9	0.79	130.00	60	7.18	195.00	21	3.77	320.00	2	0.59	14.71
	III	92	10.00	0	0.00	40.00	65	2.39	95.00	9	0.79	130.00	60	7.18	195.00	21	3.77	320.00	2	0.59	14.71
	IV	91	10.00	0	0.00	40.00	65	2.37	95.00	9	0.78	130.00	60	7.10	195.00	21	3.73	320.00	2	0.58	14.55
2016-17	I	91	10.00	0	0.00	40.00	68	2.48	95.00	9	0.78	130.00	63	7.45	195.00	22	3.90	320.00	2	0.58	15.19
	II	92	10.00	0	0.00	40.00	68	2.50	95.00	9	0.79	130.00	63	7.53	195.00	22	3.95	320.00	2	0.59	15.36
	III	92	10.00	0	0.00	40.00	68	2.50	95.00	9	0.79	130.00	63	7.53	195.00	22	3.95	320.00	2	0.59	15.36
	IV	90	10.00	0	0.00	40.00	68	2.45	95.00	9	0.77	130.00	63	7.37	195.00	22	3.86	320.00	2	0.58	15.03
2017-18	I	91	15.00	0	0.00	40.00	71	2.58	105.00	9	0.86	140.00	66	8.41	215.00	23	4.50	350.00	2	0.64	16.99
	II	92	15.00	0	0.00	40.00	71	2.61	105.00	9	0.87	140.00	66	8.50	215.00	23	4.55	350.00	2	0.64	17.18

Year	Qtr	No. of days in Qtr	Tractors			Car/Jeeps			Buses			Truck <5MT			Truck > 5MT			Multi Axle Truck			Amount for Qtr.(for 100%realisation) (Rs. in Lacs)
			Rate per day	Per day No.	Amount	Rate per day	Per day No.	Amount	Rate per day	Per day No.	Amount	Rate per day	Per day No.	Amount	Rate per day	Per day No.	Amount	Rate per day	Per day No.	Amount	
1	2	3	4	5	6	7	8	9	10	11	12	13	14	15	16	17	18	19	20	21	22
	III	92	15.00	0	0.00	40.00	71	2.61	105.00	9	0.87	140.00	66	8.50	215.00	23	4.55	350.00	2	0.64	17.18
	IV	90	15.00	0	0.00	40.00	71	2.56	105.00	9	0.85	140.00	66	8.32	215.00	23	4.45	350.00	2	0.63	16.80
2018-19	I	91	15.00	0	0.00	40.00	75	2.73	105.00	9	0.86	140.00	69	8.79	215.00	24	4.70	350.00	2	0.64	17.71
	II	92	15.00	0	0.00	40.00	75	2.76	105.00	9	0.87	140.00	69	8.89	215.00	24	4.75	350.00	2	0.64	17.91
	III	92	15.00	0	0.00	40.00	75	2.76	105.00	9	0.87	140.00	69	8.89	215.00	24	4.75	350.00	2	0.64	17.91
	IV	90	15.00	0	0.00	40.00	75	2.70	105.00	9	0.85	140.00	69	8.69	215.00	24	4.64	350.00	2	0.63	17.52
2019-20	I	91	15.00	0	0.00	45.00	79	3.24	115.00	9	0.94	155.00	72	10.16	235.00	25	5.35	390.00	2	0.71	20.39
	II	92	15.00	0	0.00	45.00	79	3.27	115.00	9	0.95	155.00	72	10.27	235.00	25	5.41	390.00	2	0.72	20.61
	III	92	15.00	0	0.00	45.00	79	3.27	115.00	9	0.95	155.00	72	10.27	235.00	25	5.41	390.00	2	0.72	20.61
	IV	91	15.00	0	0.00	45.00	79	3.24	115.00	9	0.94	155.00	72	10.16	235.00	25	5.35	390.00	2	0.71	20.39
2020-21	I	91	15.00	0	0.00	45.00	83	3.40	115.00	9	0.94	155.00	76	10.72	235.00	26	5.56	390.00	2	0.71	21.33
	II	92	15.00	0	0.00	45.00	83	3.44	115.00	9	0.95	155.00	76	10.84	235.00	26	5.62	390.00	2	0.72	21.56
	III	92	15.00	0	0.00	45.00	83	3.44	115.00	9	0.95	155.00	76	10.84	235.00	26	5.62	390.00	2	0.72	21.56
	IV	90	15.00	0	0.00	45.00	83	3.36	115.00	9	0.93	155.00	76	10.60	235.00	26	5.50	390.00	2	0.70	21.10
2021-22	I	91	15.00	0	0.00	50.00	87	3.96	130.00	9	1.06	170.00	80	12.38	260.00	27	6.39	425.00	2	0.77	24.56
	II	92	15.00	0	0.00	50.00	87	4.00	130.00	9	1.08	170.00	80	12.51	260.00	27	6.46	425.00	2	0.78	24.83
	III	92	15.00	0	0.00	50.00	87	4.00	130.00	9	1.08	170.00	80	12.51	260.00	27	6.46	425.00	2	0.78	24.83
	IV	90	15.00	0	0.00	50.00	87	3.92	130.00	9	1.05	170.00	80	12.24	260.00	27	6.32	425.00	2	0.77	24.29
2022-23	I	91	15.00	0	0.00	50.00	91	4.14	130.00	9	1.06	170.00	84	12.99	260.00	28	6.62	425.00	2	0.77	25.60
	II	92	15.00	0	0.00	50.00	91	4.19	130.00	9	1.08	170.00	84	13.14	260.00	28	6.70	425.00	2	0.78	25.88
	III	92	15.00	0	0.00	50.00	91	4.19	130.00	9	1.08	170.00	84	13.14	260.00	28	6.70	425.00	2	0.78	25.88
	IV	90	15.00	0	0.00	50.00	91	4.10	130.00	9	1.05	170.00	84	12.85	260.00	28	6.55	425.00	2	0.77	25.32
2023-24	I	91	15.00	0	0.00	55.00	96	4.80	140.00	9	1.15	190.00	88	15.22	285.00	29	7.52	470.00	2	0.86	29.54
	II	92	15.00	0	0.00	55.00	96	4.86	140.00	9	1.16	190.00	88	15.38	285.00	29	7.60	470.00	2	0.86	29.87
	III	92	15.00	0	0.00	55.00	96	4.86	140.00	9	1.16	190.00	88	15.38	285.00	29	7.60	470.00	2	0.86	29.87
	IV	91	15.00	0	0.00	55.00	96	4.80	140.00	9	1.15	190.00	88	15.22	285.00	29	7.52	470.00	2	0.86	29.54
2024-25	I	91	15.00	0	0.00	55.00	101	5.06	140.00	9	1.15	190.00	92	15.91	285.00	30	7.78	470.00	2	0.86	30.74
	II	92	15.00	0	0.00	55.00	101	5.11	140.00	9	1.16	190.00	92	16.08	285.00	30	7.87	470.00	2	0.86	31.08
	III	92	15.00	0	0.00	55.00	101	5.11	140.00	9	1.16	190.00	92	16.08	285.00	30	7.87	470.00	2	0.86	31.08
	IV	90	15.00	0	0.00	55.00	101	5.00	140.00	9	1.13	190.00	92	15.73	285.00	30	7.70	470.00	2	0.85	30.41
2025-26	I	91	20.00	0	0.00	60.00	106	5.79	155.00	9	1.27	205.00	97	18.10	315.00	32	9.17	515.00	2	0.94	35.26
	II	92	20.00	0	0.00	60.00	106	5.85	155.00	9	1.28	205.00	97	18.29	315.00	32	9.27	515.00	2	0.95	35.65
	III	92	20.00	0	0.00	60.00	106	5.85	155.00	9	1.28	205.00	97	18.29	315.00	32	9.27	515.00	2	0.95	35.65
	IV	90	20.00	0	0.00	60.00	106	5.72	155.00	9	1.26	205.00	97	17.90	315.00	32	9.07	515.00	2	0.93	34.88
2026-27	I	91	20.00	0	0.00	60.00	111	6.06	155.00	9	1.27	205.00	102	19.03	315.00	34	9.75	515.00	2	0.94	37.04

Year	Qtr	No. of days in Qtr	Tractors			Car/Jeeps			Buses			Truck <5MT			Truck > 5MT			Multi Axle Truck			Amount for Qtr.(for 100%realisation) (Rs. in Lacs)
			Rate per day	Per day No.	Amount	Rate per day	Per day No.	Amount	Rate per day	Per day No.	Amount	Rate per day	Per day No.	Amount	Rate per day	Per day No.	Amount	Rate per day	Per day No.	Amount	
1	2	3	4	5	6	7	8	9	10	11	12	13	14	15	16	17	18	19	20	21	22
	II	92	20.00	0	0.00	60.00	111	6.13	155.00	9	1.28	205.00	102	19.24	315.00	34	9.85	515.00	2	0.95	37.45
	III	92	20.00	0	0.00	60.00	111	6.13	155.00	9	1.28	205.00	102	19.24	315.00	34	9.85	515.00	2	0.95	37.45
	IV	90	20.00	0	0.00	60.00	111	5.99	155.00	9	1.26	205.00	102	18.82	315.00	34	9.64	515.00	2	0.93	36.63
2027-28	I	91	20.00	0	0.00	65.00	117	6.92	170.00	9	1.39	230.00	107	22.40	345.00	36	11.30	570.00	2	1.04	43.05
	II	92	20.00	0	0.00	65.00	117	7.00	170.00	9	1.41	230.00	107	22.64	345.00	36	11.43	570.00	2	1.05	43.52
	III	92	20.00	0	0.00	65.00	117	7.00	170.00	9	1.41	230.00	107	22.64	345.00	36	11.43	570.00	2	1.05	43.52
	IV	91	20.00	0	0.00	65.00	117	6.92	170.00	9	1.39	230.00	107	22.40	345.00	36	11.30	570.00	2	1.04	43.05
2028-29	I	91	20.00	0	0.00	65.00	123	7.28	170.00	9	1.39	230.00	112	23.44	345.00	38	11.93	570.00	2	1.04	45.08
	II	92	20.00	0	0.00	65.00	123	7.36	170.00	9	1.41	230.00	112	23.70	345.00	38	12.06	570.00	2	1.05	45.57
	III	92	20.00	0	0.00	65.00	123	7.36	170.00	9	1.41	230.00	112	23.70	345.00	38	12.06	570.00	2	1.05	45.57
	IV	90	20.00	0	0.00	65.00	123	7.20	170.00	9	1.38	230.00	112	23.18	345.00	38	11.80	570.00	2	1.03	44.58
2029-30	I	91	20.00	0	0.00	75.00	129	8.80	190.00	9	1.56	250.00	118	26.85	380.00	40	13.83	625.00	2	1.14	52.17
	II	92	20.00	0	0.00	75.00	129	8.90	190.00	9	1.57	250.00	118	27.14	380.00	40	13.98	625.00	2	1.15	52.75
	III	92	20.00	0	0.00	75.00	129	8.90	190.00	9	1.57	250.00	118	27.14	380.00	40	13.98	625.00	2	1.15	52.75
	IV	91	20.00	0	0.00	75.00	129	8.80	190.00	9	1.56	250.00	118	26.85	380.00	40	13.83	625.00	2	1.14	52.17
2030-31	I	91	20.00	0	0.00	75.00	135	9.21	190.00	9	1.56	250.00	124	28.21	380.00	42	14.52	625.00	2	1.14	54.64
	II	92	20.00	0	0.00	75.00	135	9.32	190.00	9	1.57	250.00	124	28.52	380.00	42	14.68	625.00	2	1.15	55.24
	III	92	20.00	0	0.00	75.00	135	9.32	190.00	9	1.57	250.00	124	28.52	380.00	42	14.68	625.00	2	1.15	55.24
	IV	90	20.00	0	0.00	75.00	135	9.11	190.00	9	1.54	250.00	124	27.90	380.00	42	14.36	625.00	2	1.13	54.04
2031-32	I	91	25.00	0	0.00	80.00	142	10.34	205.00	9	1.68	275.00	130	32.53	415.00	44	16.62	685.00	2	1.25	62.41
	II	92	25.00	0	0.00	80.00	142	10.45	205.00	9	1.70	275.00	130	32.89	415.00	44	16.80	685.00	2	1.26	63.10
	III	92	25.00	0	0.00	80.00	142	10.45	205.00	9	1.70	275.00	130	32.89	415.00	44	16.80	685.00	2	1.26	63.10
	IV	91	25.00	0	0.00	80.00	142	10.34	205.00	9	1.68	275.00	130	32.53	415.00	44	16.62	685.00	2	1.25	62.41

Year	Qtr	No. of days in Qtr	Tractors			Car/Jeeps			Buses			Truck <5MT			Truck > 5MT			Multi Axle Truck			Amount for Qtr.(for 100%realisation) (Rs. in Lacs)
			Rate per day	Per day No.	Amount	Rate per day	Per day No.	Amount	Rate per day	Per day No.	Amount	Rate per day	Per day No.	Amount	Rate per day	Per day No.	Amount	Rate per day	Per day No.	Amount	
1	2	3	4	5	6	7	8	9	10	11	12	13	14	15	16	17	18	19	20	21	22

For 73.0 km

Year	Qtr	No. of days in Qtr	Tractors			Car/Jeeps			Buses			Truck <5MT			Truck > 5MT			Multi Axle Truck			Amount for Qtr.(for 100%realisation) (Rs. in Lacs)
			Rate per day	Per day No.	Amount	Rate per day	Per day No.	Amount	Rate per day	Per day No.	Amount	Rate per day	Per day No.	Amount	Rate per day	Per day No.	Amount	Rate per day	Per day No.	Amount	
1	2	3	4	5	6	7	8	9	10	11	12	13	14	15	16	17	18	19	20	21	22
			13.93			45.57			116.49			154.42			233.55			386.11			
2011-12	I	91	15.00	0	0.00	45.00	122	4.99	115.00	18	1.87	155.00	97	13.63	235.00	34	7.19	385.00	5	1.84	29.51
	II	92	15.00	0	0.00	45.00	122	5.04	115.00	18	1.89	155.00	97	13.78	235.00	34	7.26	385.00	5	1.86	29.83
	III	92	15.00	0	0.00	45.00	122	5.04	115.00	18	1.89	155.00	97	13.78	235.00	34	7.26	385.00	5	1.86	29.83
	IV	91	15.00	0	0.00	45.00	122	4.99	115.00	18	1.87	155.00	97	13.63	235.00	34	7.19	385.00	5	1.84	29.51
2012-13	I	91	15.00	0	0.00	45.00	128	5.24	115.00	19	1.99	155.00	101	14.25	235.00	35	7.48	385.00	6	2.10	31.06
	II	92	15.00	0	0.00	45.00	128	5.30	115.00	19	2.01	155.00	101	14.40	235.00	35	7.57	385.00	6	2.13	31.40
	III	92	15.00	0	0.00	45.00	128	5.30	115.00	19	2.01	155.00	101	14.40	235.00	35	7.57	385.00	6	2.13	31.40
	IV	90	15.00	0	0.00	45.00	128	5.18	115.00	19	1.97	155.00	101	14.09	235.00	35	7.40	385.00	6	2.08	30.72
2013-14	I	91	15.00	0	0.00	50.00	134	6.10	130.00	20	2.37	170.00	106	16.40	255.00	37	8.59	425.00	6	2.32	35.77
	II	92	15.00	0	0.00	50.00	134	6.16	130.00	20	2.39	170.00	106	16.58	255.00	37	8.68	425.00	6	2.35	36.16
	III	92	15.00	0	0.00	50.00	134	6.16	130.00	20	2.39	170.00	106	16.58	255.00	37	8.68	425.00	6	2.35	36.16
	IV	90	15.00	0	0.00	50.00	134	6.03	130.00	20	2.34	170.00	106	16.22	255.00	37	8.49	425.00	6	2.30	35.37
2014-15	I	91	15.00	0	0.00	50.00	141	6.42	130.00	21	2.48	170.00	111	17.17	255.00	39	9.05	425.00	6	2.32	37.44
	II	92	15.00	0	0.00	50.00	141	6.49	130.00	21	2.51	170.00	111	17.36	255.00	39	9.15	425.00	6	2.35	37.85
	III	92	15.00	0	0.00	50.00	141	6.49	130.00	21	2.51	170.00	111	17.36	255.00	39	9.15	425.00	6	2.35	37.85
	IV	90	15.00	0	0.00	50.00	141	6.35	130.00	21	2.46	170.00	111	16.98	255.00	39	8.95	425.00	6	2.30	37.03
2015-16	I	91	15.00	0	0.00	55.00	148	7.41	140.00	22	2.80	185.00	117	19.70	285.00	41	10.63	465.00	6	2.54	43.08
	II	92	15.00	0	0.00	55.00	148	7.49	140.00	22	2.83	185.00	117	19.91	285.00	41	10.75	465.00	6	2.57	43.55
	III	92	15.00	0	0.00	55.00	148	7.49	140.00	22	2.83	185.00	117	19.91	285.00	41	10.75	465.00	6	2.57	43.55
	IV	91	15.00	0	0.00	55.00	148	7.41	140.00	22	2.80	185.00	117	19.70	285.00	41	10.63	465.00	6	2.54	43.08
2016-17	I	91	15.00	0	0.00	55.00	155	7.76	140.00	23	2.93	185.00	123	20.71	285.00	43	11.15	465.00	6	2.54	45.09
	II	92	15.00	0	0.00	55.00	155	7.84	140.00	23	2.96	185.00	123	20.93	285.00	43	11.27	465.00	6	2.57	45.58
	III	92	15.00	0	0.00	55.00	155	7.84	140.00	23	2.96	185.00	123	20.93	285.00	43	11.27	465.00	6	2.57	45.58
	IV	90	15.00	0	0.00	55.00	155	7.67	140.00	23	2.90	185.00	123	20.48	285.00	43	11.03	465.00	6	2.51	44.59
2017-18	I	91	20.00	0	0.00	60.00	163	8.90	155.00	24	3.39	205.00	129	24.06	310.00	45	12.69	515.00	6	2.81	51.86
	II	92	20.00	0	0.00	60.00	163	9.00	155.00	24	3.42	205.00	129	24.33	310.00	45	12.83	515.00	6	2.84	52.43
	III	92	20.00	0	0.00	60.00	163	9.00	155.00	24	3.42	205.00	129	24.33	310.00	45	12.83	515.00	6	2.84	52.43

Year	Qtr	No. of days in Qtr	Tractors			Car/Jeeps			Buses			Truck <5MT			Truck > 5MT			Multi Axle Truck			Amount for Qtr.(for 100%realisation) (Rs. in Lacs)
			Rate per day	Per day No.	Amount	Rate per day	Per day No.	Amount	Rate per day	Per day No.	Amount	Rate per day	Per day No.	Amount	Rate per day	Per day No.	Amount	Rate per day	Per day No.	Amount	
1	2	3	4	5	6	7	8	9	10	11	12	13	14	15	16	17	18	19	20	21	22
2018-19	IV	90	20.00	0	0.00	60.00	163	8.80	155.00	24	3.35	205.00	129	23.80	310.00	45	12.56	515.00	6	2.78	51.29
	I	91	20.00	0	0.00	60.00	171	9.34	155.00	25	3.53	205.00	135	25.18	310.00	47	13.26	515.00	6	2.81	54.12
	II	92	20.00	0	0.00	60.00	171	9.44	155.00	25	3.57	205.00	135	25.46	310.00	47	13.40	515.00	6	2.84	54.71
	III	92	20.00	0	0.00	60.00	171	9.44	155.00	25	3.57	205.00	135	25.46	310.00	47	13.40	515.00	6	2.84	54.71
	IV	90	20.00	0	0.00	60.00	171	9.23	155.00	25	3.49	205.00	135	24.91	310.00	47	13.11	515.00	6	2.78	53.52
2019-20	I	91	20.00	0	0.00	65.00	180	10.65	170.00	26	4.02	225.00	142	29.07	340.00	49	15.16	565.00	6	3.08	61.99
	II	92	20.00	0	0.00	65.00	180	10.76	170.00	26	4.07	225.00	142	29.39	340.00	49	15.33	565.00	6	3.12	62.67
	III	92	20.00	0	0.00	65.00	180	10.76	170.00	26	4.07	225.00	142	29.39	340.00	49	15.33	565.00	6	3.12	62.67
	IV	91	20.00	0	0.00	65.00	180	10.65	170.00	26	4.02	225.00	142	29.07	340.00	49	15.16	565.00	6	3.08	61.99
2020-21	I	91	20.00	0	0.00	65.00	189	11.18	170.00	27	4.18	225.00	149	30.51	340.00	51	15.78	565.00	6	3.08	64.73
	II	92	20.00	0	0.00	65.00	189	11.30	170.00	27	4.22	225.00	149	30.84	340.00	51	15.95	565.00	6	3.12	65.44
	III	92	20.00	0	0.00	65.00	189	11.30	170.00	27	4.22	225.00	149	30.84	340.00	51	15.95	565.00	6	3.12	65.44
	IV	90	20.00	0	0.00	65.00	189	11.06	170.00	27	4.13	225.00	149	30.17	340.00	51	15.61	565.00	6	3.05	64.02
2021-22	I	91	20.00	0	0.00	75.00	198	13.51	190.00	28	4.84	250.00	156	35.49	375.00	54	18.43	620.00	6	3.39	75.66
	II	92	20.00	0	0.00	75.00	198	13.66	190.00	28	4.89	250.00	156	35.88	375.00	54	18.63	620.00	6	3.42	76.49
	III	92	20.00	0	0.00	75.00	198	13.66	190.00	28	4.89	250.00	156	35.88	375.00	54	18.63	620.00	6	3.42	76.49
	IV	90	20.00	0	0.00	75.00	198	13.37	190.00	28	4.79	250.00	156	35.10	375.00	54	18.23	620.00	6	3.35	74.83
2022-23	I	91	20.00	0	0.00	75.00	208	14.20	190.00	29	5.01	250.00	164	37.31	375.00	57	19.45	620.00	6	3.39	79.36
	II	92	20.00	0	0.00	75.00	208	14.35	190.00	29	5.07	250.00	164	37.72	375.00	57	19.67	620.00	6	3.42	80.23
	III	92	20.00	0	0.00	75.00	208	14.35	190.00	29	5.07	250.00	164	37.72	375.00	57	19.67	620.00	6	3.42	80.23
	IV	90	20.00	0	0.00	75.00	208	14.04	190.00	29	4.96	250.00	164	36.90	375.00	57	19.24	620.00	6	3.35	78.48
2023-24	I	91	25.00	0	0.00	80.00	218	15.87	205.00	30	5.60	275.00	172	43.04	415.00	60	22.66	685.00	6	3.74	90.91
	II	92	25.00	0	0.00	80.00	218	16.04	205.00	30	5.66	275.00	172	43.52	415.00	60	22.91	685.00	6	3.78	91.91
	III	92	25.00	0	0.00	80.00	218	16.04	205.00	30	5.66	275.00	172	43.52	415.00	60	22.91	685.00	6	3.78	91.91
	IV	91	25.00	0	0.00	80.00	218	15.87	205.00	30	5.60	275.00	172	43.04	415.00	60	22.66	685.00	6	3.74	90.91
2024-25	I	91	25.00	0	0.00	80.00	229	16.67	205.00	32	5.97	275.00	181	45.30	415.00	63	23.79	685.00	6	3.74	95.47
	II	92	25.00	0	0.00	80.00	229	16.85	205.00	32	6.04	275.00	181	45.79	415.00	63	24.05	685.00	6	3.78	96.52
	III	92	25.00	0	0.00	80.00	229	16.85	205.00	32	6.04	275.00	181	45.79	415.00	63	24.05	685.00	6	3.78	96.52
	IV	90	25.00	0	0.00	80.00	229	16.49	205.00	32	5.90	275.00	181	44.80	415.00	63	23.53	685.00	6	3.70	94.42
2025-26	I	91	25.00	0	0.00	90.00	240	19.66	225.00	34	6.96	300.00	190	51.87	455.00	66	27.33	750.00	6	4.10	109.91
	II	92	25.00	0	0.00	90.00	240	19.87	225.00	34	7.04	300.00	190	52.44	455.00	66	27.63	750.00	6	4.14	111.12
	III	92	25.00	0	0.00	90.00	240	19.87	225.00	34	7.04	300.00	190	52.44	455.00	66	27.63	750.00	6	4.14	111.12
	IV	90	25.00	0	0.00	90.00	240	19.44	225.00	34	6.89	300.00	190	51.30	455.00	66	27.03	750.00	6	4.05	108.70
2026-27	I	91	25.00	0	0.00	90.00	252	20.64	225.00	36	7.37	300.00	200	54.60	455.00	69	28.57	750.00	6	4.10	115.27
	II	92	25.00	0	0.00	90.00	252	20.87	225.00	36	7.45	300.00	200	55.20	455.00	69	28.88	750.00	6	4.14	116.54

Year	Qtr	No. of days in Qtr	Tractors			Car/Jeeps			Buses			Truck <5MT			Truck > 5MT			Multi Axle Truck			Amount for Qtr. (for 100%realisation) (Rs. in Lacs)
			Rate per day	Per day No.	Amount	Rate per day	Per day No.	Amount	Rate per day	Per day No.	Amount	Rate per day	Per day No.	Amount	Rate per day	Per day No.	Amount	Rate per day	Per day No.	Amount	
1	2	3	4	5	6	7	8	9	10	11	12	13	14	15	16	17	18	19	20	21	22
	III	92	25.00	0	0.00	90.00	252	20.87	225.00	36	7.45	300.00	200	55.20	455.00	69	28.88	750.00	6	4.14	116.54
	IV	90	25.00	0	0.00	90.00	252	20.41	225.00	36	7.29	300.00	200	54.00	455.00	69	28.26	750.00	6	4.05	114.01
2027-28	I	91	30.00	0	0.00	100.00	265	24.12	250.00	38	8.65	330.00	210	63.06	500.00	72	32.76	830.00	6	4.53	133.11
	II	92	30.00	0	0.00	100.00	265	24.38	250.00	38	8.74	330.00	210	63.76	500.00	72	33.12	830.00	6	4.58	134.58
	III	92	30.00	0	0.00	100.00	265	24.38	250.00	38	8.74	330.00	210	63.76	500.00	72	33.12	830.00	6	4.58	134.58
	IV	91	30.00	0	0.00	100.00	265	24.12	250.00	38	8.65	330.00	210	63.06	500.00	72	32.76	830.00	6	4.53	133.11
2028-29	I	91	30.00	0	0.00	100.00	278	25.30	250.00	40	9.10	330.00	221	66.37	500.00	76	34.58	830.00	6	4.53	139.88
	II	92	30.00	0	0.00	100.00	278	25.58	250.00	40	9.20	330.00	221	67.10	500.00	76	34.96	830.00	6	4.58	141.41
	III	92	30.00	0	0.00	100.00	278	25.58	250.00	40	9.20	330.00	221	67.10	500.00	76	34.96	830.00	6	4.58	141.41
	IV	90	30.00	0	0.00	100.00	278	25.02	250.00	40	9.00	330.00	221	65.64	500.00	76	34.20	830.00	6	4.48	138.34
2029-30	I	91	35.00	0	0.00	105.00	292	27.90	275.00	42	10.51	365.00	232	77.06	550.00	80	40.04	910.00	6	4.97	160.48
	II	92	35.00	0	0.00	105.00	292	28.21	275.00	42	10.63	365.00	232	77.91	550.00	80	40.48	910.00	6	5.02	162.24
	III	92	35.00	0	0.00	105.00	292	28.21	275.00	42	10.63	365.00	232	77.91	550.00	80	40.48	910.00	6	5.02	162.24
	IV	91	35.00	0	0.00	105.00	292	27.90	275.00	42	10.51	365.00	232	77.06	550.00	80	40.04	910.00	6	4.97	160.48
2030-31	I	91	35.00	0	0.00	105.00	307	29.33	275.00	44	11.01	365.00	244	81.04	550.00	84	42.04	910.00	6	4.97	168.40
	II	92	35.00	0	0.00	105.00	307	29.66	275.00	44	11.13	365.00	244	81.94	550.00	84	42.50	910.00	6	5.02	170.25
	III	92	35.00	0	0.00	105.00	307	29.66	275.00	44	11.13	365.00	244	81.94	550.00	84	42.50	910.00	6	5.02	170.25
	IV	90	35.00	0	0.00	105.00	307	29.01	275.00	44	10.89	365.00	244	80.15	550.00	84	41.58	910.00	6	4.91	166.55
2031-32	I	91	35.00	0	0.00	120.00	322	35.16	300.00	46	12.56	400.00	256	93.18	605.00	88	48.45	1000.00	6	5.46	194.81
	II	92	35.00	0	0.00	120.00	322	35.55	300.00	46	12.70	400.00	256	94.21	605.00	88	48.98	1000.00	6	5.52	196.95
	III	92	35.00	0	0.00	120.00	322	35.55	300.00	46	12.70	400.00	256	94.21	605.00	88	48.98	1000.00	6	5.52	196.95
	IV	91	35.00	0	0.00	120.00	322	35.16	300.00	46	12.56	400.00	256	93.18	605.00	88	48.45	1000.00	6	5.46	194.81

Year	Qtr	No. of days in Qtr	Tractors			Car/Jeeps			Buses			Truck <5MT			Truck > 5MT			Multi Axle Truck			Amount for Qtr.(for 100%realisation) (Rs. in Lacs)
			Rate per day	Per day No.	Amount	Rate per day	Per day No.	Amount	Rate per day	Per day No.	Amount	Rate per day	Per day No.	Amount	Rate per day	Per day No.	Amount	Rate per day	Per day No.	Amount	
1	2	3	4	5	6	7	8	9	10	11	12	13	14	15	16	17	18	19	20	21	22

For 73.0 km

Year	Qtr	No. of days in Qtr	Tractors			Car/Jeeps			Buses			Truck <5MT			Truck > 5MT			Multi Axle Truck			Amount for Qtr.(for 100%realisation) (Rs. in Lacs)
			Rate per day	Per day No.	Amount	Rate per day	Per day No.	Amount	Rate per day	Per day No.	Amount	Rate per day	Per day No.	Amount	Rate per day	Per day No.	Amount	Rate per day	Per day No.	Amount	
1	2	3	4	5	6	7	8	9	10	11	12	13	14	15	16	17	18	19	20	21	22
			13.93			45.57			116.49			154.42			233.55			386.11			
2011-12	I	91	15.00	0	0.00	45.00	207	8.47	115.00	29	3.08	155.00	51	7.26	235.00	18	3.82	385.00	3	1.10	23.73
	II	92	15.00	0	0.00	45.00	207	8.56	115.00	29	3.11	155.00	51	7.34	235.00	18	3.86	385.00	3	1.12	23.99
	III	92	15.00	0	0.00	45.00	207	8.56	115.00	29	3.11	155.00	51	7.34	235.00	18	3.86	385.00	3	1.12	23.99
	IV	91	15.00	0	0.00	45.00	207	8.47	115.00	29	3.08	155.00	51	7.26	235.00	18	3.82	385.00	3	1.10	23.73
2012-13	I	91	15.00	0	0.00	45.00	217	8.89	115.00	31	3.24	155.00	54	7.62	235.00	19	4.06	385.00	3	1.05	24.86
	II	92	15.00	0	0.00	45.00	217	8.98	115.00	31	3.28	155.00	54	7.70	235.00	19	4.11	385.00	3	1.06	25.13
	III	92	15.00	0	0.00	45.00	217	8.98	115.00	31	3.28	155.00	54	7.70	235.00	19	4.11	385.00	3	1.06	25.13
	IV	90	15.00	0	0.00	45.00	217	8.79	115.00	31	3.21	155.00	54	7.53	235.00	19	4.02	385.00	3	1.04	24.59
2013-14	I	91	15.00	0	0.00	50.00	228	10.37	130.00	33	3.90	170.00	57	8.82	255.00	20	4.64	425.00	3	1.16	28.90
	II	92	15.00	0	0.00	50.00	228	10.49	130.00	33	3.95	170.00	57	8.91	255.00	20	4.69	425.00	3	1.17	29.21
	III	92	15.00	0	0.00	50.00	228	10.49	130.00	33	3.95	170.00	57	8.91	255.00	20	4.69	425.00	3	1.17	29.21
	IV	90	15.00	0	0.00	50.00	228	10.26	130.00	33	3.86	170.00	57	8.72	255.00	20	4.59	425.00	3	1.15	28.58
2014-15	I	91	15.00	0	0.00	50.00	239	10.87	130.00	35	4.14	170.00	60	9.28	255.00	21	4.87	425.00	3	1.16	30.33
	II	92	15.00	0	0.00	50.00	239	10.99	130.00	35	4.19	170.00	60	9.38	255.00	21	4.93	425.00	3	1.17	30.66
	III	92	15.00	0	0.00	50.00	239	10.99	130.00	35	4.19	170.00	60	9.38	255.00	21	4.93	425.00	3	1.17	30.66
	IV	90	15.00	0	0.00	50.00	239	10.76	130.00	35	4.10	170.00	60	9.18	255.00	21	4.82	425.00	3	1.15	30.00
2015-16	I	91	15.00	0	0.00	55.00	251	12.56	140.00	37	4.71	185.00	63	10.61	285.00	22	5.71	465.00	3	1.27	34.86
	II	92	15.00	0	0.00	55.00	251	12.70	140.00	37	4.77	185.00	63	10.72	285.00	22	5.77	465.00	3	1.28	35.24
	III	92	15.00	0	0.00	55.00	251	12.70	140.00	37	4.77	185.00	63	10.72	285.00	22	5.77	465.00	3	1.28	35.24
	IV	91	15.00	0	0.00	55.00	251	12.56	140.00	37	4.71	185.00	63	10.61	285.00	22	5.71	465.00	3	1.27	34.86
2016-17	I	91	15.00	0	0.00	55.00	264	13.21	140.00	39	4.97	185.00	66	11.11	285.00	23	5.97	465.00	3	1.27	36.53
	II	92	15.00	0	0.00	55.00	264	13.36	140.00	39	5.02	185.00	66	11.23	285.00	23	6.03	465.00	3	1.28	36.93
	III	92	15.00	0	0.00	55.00	264	13.36	140.00	39	5.02	185.00	66	11.23	285.00	23	6.03	465.00	3	1.28	36.93
	IV	90	15.00	0	0.00	55.00	264	13.07	140.00	39	4.91	185.00	66	10.99	285.00	23	5.90	465.00	3	1.26	36.13
2017-18	I	91	20.00	0	0.00	60.00	277	15.12	155.00	41	5.78	205.00	69	12.87	310.00	24	6.77	515.00	3	1.41	41.96
	II	92	20.00	0	0.00	60.00	277	15.29	155.00	41	5.85	205.00	69	13.01	310.00	24	6.84	515.00	3	1.42	42.42
	III	92	20.00	0	0.00	60.00	277	15.29	155.00	41	5.85	205.00	69	13.01	310.00	24	6.84	515.00	3	1.42	42.42

Year	Qtr	No. of days in Qtr	Tractors			Car/Jeeps			Buses			Truck <5MT			Truck > 5MT			Multi Axle Truck			Amount for Qtr.(for 100%realisation) (Rs. in Lacs)
			Rate per day	Per day No.	Amount	Rate per day	Per day No.	Amount	Rate per day	Per day No.	Amount	Rate per day	Per day No.	Amount	Rate per day	Per day No.	Amount	Rate per day	Per day No.	Amount	
1	2	3	4	5	6	7	8	9	10	11	12	13	14	15	16	17	18	19	20	21	22
2018-19	IV	90	20.00	0	0.00	60.00	277	14.96	155.00	41	5.72	205.00	69	12.73	310.00	24	6.70	515.00	3	1.39	41.49
	I	91	20.00	0	0.00	60.00	291	15.89	155.00	43	6.07	205.00	72	13.43	310.00	25	7.05	515.00	3	1.41	43.84
	II	92	20.00	0	0.00	60.00	291	16.06	155.00	43	6.13	205.00	72	13.58	310.00	25	7.13	515.00	3	1.42	44.33
	III	92	20.00	0	0.00	60.00	291	16.06	155.00	43	6.13	205.00	72	13.58	310.00	25	7.13	515.00	3	1.42	44.33
2019-20	IV	90	20.00	0	0.00	60.00	291	15.71	155.00	43	6.00	205.00	72	13.28	310.00	25	6.98	515.00	3	1.39	43.36
	I	91	20.00	0	0.00	65.00	306	18.10	170.00	45	6.96	225.00	76	15.56	340.00	26	8.04	565.00	3	1.54	50.21
	II	92	20.00	0	0.00	65.00	306	18.30	170.00	45	7.04	225.00	76	15.73	340.00	26	8.13	565.00	3	1.56	50.76
	III	92	20.00	0	0.00	65.00	306	18.30	170.00	45	7.04	225.00	76	15.73	340.00	26	8.13	565.00	3	1.56	50.76
2020-21	IV	91	20.00	0	0.00	65.00	306	18.10	170.00	45	6.96	225.00	76	15.56	340.00	26	8.04	565.00	3	1.54	50.21
	I	91	20.00	0	0.00	65.00	321	18.99	170.00	47	7.27	225.00	80	16.38	340.00	27	8.35	565.00	3	1.54	52.53
	II	92	20.00	0	0.00	65.00	321	19.20	170.00	47	7.35	225.00	80	16.56	340.00	27	8.45	565.00	3	1.56	53.11
	III	92	20.00	0	0.00	65.00	321	19.20	170.00	47	7.35	225.00	80	16.56	340.00	27	8.45	565.00	3	1.56	53.11
2021-22	IV	90	20.00	0	0.00	65.00	321	18.78	170.00	47	7.19	225.00	80	16.20	340.00	27	8.26	565.00	3	1.53	51.96
	I	91	20.00	0	0.00	75.00	337	23.00	190.00	49	8.47	250.00	84	19.11	375.00	28	9.56	620.00	3	1.69	61.83
	II	92	20.00	0	0.00	75.00	337	23.25	190.00	49	8.57	250.00	84	19.32	375.00	28	9.66	620.00	3	1.71	62.51
	III	92	20.00	0	0.00	75.00	337	23.25	190.00	49	8.57	250.00	84	19.32	375.00	28	9.66	620.00	3	1.71	62.51
2022-23	IV	90	20.00	0	0.00	75.00	337	22.75	190.00	49	8.38	250.00	84	18.90	375.00	28	9.45	620.00	3	1.67	61.15
	I	91	20.00	0	0.00	75.00	354	24.16	190.00	51	8.82	250.00	88	20.02	375.00	29	9.90	620.00	3	1.69	64.59
	II	92	20.00	0	0.00	75.00	354	24.43	190.00	51	8.91	250.00	88	20.24	375.00	29	10.01	620.00	3	1.71	65.30
	III	92	20.00	0	0.00	75.00	354	24.43	190.00	51	8.91	250.00	88	20.24	375.00	29	10.01	620.00	3	1.71	65.30
2023-24	IV	90	20.00	0	0.00	75.00	354	23.90	190.00	51	8.72	250.00	88	19.80	375.00	29	9.79	620.00	3	1.67	63.88
	I	91	25.00	0	0.00	80.00	372	27.08	205.00	54	10.07	275.00	92	23.02	415.00	30	11.33	685.00	3	1.87	73.38
	II	92	25.00	0	0.00	80.00	372	27.38	205.00	54	10.18	275.00	92	23.28	415.00	30	11.45	685.00	3	1.89	74.18
	III	92	25.00	0	0.00	80.00	372	27.38	205.00	54	10.18	275.00	92	23.28	415.00	30	11.45	685.00	3	1.89	74.18
2024-25	IV	91	25.00	0	0.00	80.00	372	27.08	205.00	54	10.07	275.00	92	23.02	415.00	30	11.33	685.00	3	1.87	73.38
	I	91	25.00	0	0.00	80.00	391	28.46	205.00	57	10.63	275.00	97	24.27	415.00	32	12.08	685.00	3	1.87	77.33
	II	92	25.00	0	0.00	80.00	391	28.78	205.00	57	10.75	275.00	97	24.54	415.00	32	12.22	685.00	3	1.89	78.18
	III	92	25.00	0	0.00	80.00	391	28.78	205.00	57	10.75	275.00	97	24.54	415.00	32	12.22	685.00	3	1.89	78.18
2025-26	IV	90	25.00	0	0.00	80.00	391	28.15	205.00	57	10.52	275.00	97	24.01	415.00	32	11.95	685.00	3	1.85	76.48
	I	91	25.00	0	0.00	90.00	411	33.66	225.00	60	12.29	300.00	102	27.85	455.00	34	14.08	750.00	3	2.05	89.92
	II	92	25.00	0	0.00	90.00	411	34.03	225.00	60	12.42	300.00	102	28.15	455.00	34	14.23	750.00	3	2.07	90.91
	III	92	25.00	0	0.00	90.00	411	34.03	225.00	60	12.42	300.00	102	28.15	455.00	34	14.23	750.00	3	2.07	90.91
2026-27	IV	90	25.00	0	0.00	90.00	411	33.29	225.00	60	12.15	300.00	102	27.54	455.00	34	13.92	750.00	3	2.03	88.93
	I	91	25.00	0	0.00	90.00	432	35.38	225.00	63	12.90	300.00	107	29.21	455.00	36	14.91	750.00	3	2.05	94.44
	II	92	25.00	0	0.00	90.00	432	35.77	225.00	63	13.04	300.00	107	29.53	455.00	36	15.07	750.00	3	2.07	95.48

Year	Qtr	No. of days in Qtr	Tractors			Car/Jeeps			Buses			Truck <5MT			Truck > 5MT			Multi Axle Truck			Amount for Qtr.(for 100%realisation) (Rs. in Lacs)
			Rate per day	Per day No.	Amount	Rate per day	Per day No.	Amount	Rate per day	Per day No.	Amount	Rate per day	Per day No.	Amount	Rate per day	Per day No.	Amount	Rate per day	Per day No.	Amount	
1	2	3	4	5	6	7	8	9	10	11	12	13	14	15	16	17	18	19	20	21	22
	III	92	25.00	0	0.00	90.00	432	35.77	225.00	63	13.04	300.00	107	29.53	455.00	36	15.07	750.00	3	2.07	95.48
	IV	90	25.00	0	0.00	90.00	432	34.99	225.00	63	12.76	300.00	107	28.89	455.00	36	14.74	750.00	3	2.03	93.41
2027-28	I	91	30.00	0	0.00	100.00	454	41.31	250.00	66	15.02	330.00	112	33.63	500.00	38	17.29	830.00	3	2.27	109.52
	II	92	30.00	0	0.00	100.00	454	41.77	250.00	66	15.18	330.00	112	34.00	500.00	38	17.48	830.00	3	2.29	110.72
	III	92	30.00	0	0.00	100.00	454	41.77	250.00	66	15.18	330.00	112	34.00	500.00	38	17.48	830.00	3	2.29	110.72
	IV	91	30.00	0	0.00	100.00	454	41.31	250.00	66	15.02	330.00	112	33.63	500.00	38	17.29	830.00	3	2.27	109.52
2028-29	I	91	30.00	0	0.00	100.00	477	43.41	250.00	69	15.70	330.00	118	35.44	500.00	40	18.20	830.00	3	2.27	115.01
	II	92	30.00	0	0.00	100.00	477	43.88	250.00	69	15.87	330.00	118	35.82	500.00	40	18.40	830.00	3	2.29	116.27
	III	92	30.00	0	0.00	100.00	477	43.88	250.00	69	15.87	330.00	118	35.82	500.00	40	18.40	830.00	3	2.29	116.27
	IV	90	30.00	0	0.00	100.00	477	42.93	250.00	69	15.53	330.00	118	35.05	500.00	40	18.00	830.00	3	2.24	113.74
2029-30	I	91	35.00	0	0.00	105.00	501	47.87	275.00	72	18.02	365.00	124	41.19	550.00	42	21.02	910.00	3	2.48	130.58
	II	92	35.00	0	0.00	105.00	501	48.40	275.00	72	18.22	365.00	124	41.64	550.00	42	21.25	910.00	3	2.51	132.02
	III	92	35.00	0	0.00	105.00	501	48.40	275.00	72	18.22	365.00	124	41.64	550.00	42	21.25	910.00	3	2.51	132.02
	IV	91	35.00	0	0.00	105.00	501	47.87	275.00	72	18.02	365.00	124	41.19	550.00	42	21.02	910.00	3	2.48	130.58
2030-31	I	91	35.00	0	0.00	105.00	526	50.26	275.00	76	19.02	365.00	130	43.18	550.00	44	22.02	910.00	3	2.48	136.96
	II	92	35.00	0	0.00	105.00	526	50.81	275.00	76	19.23	365.00	130	43.65	550.00	44	22.26	910.00	3	2.51	138.47
	III	92	35.00	0	0.00	105.00	526	50.81	275.00	76	19.23	365.00	130	43.65	550.00	44	22.26	910.00	3	2.51	138.47
	IV	90	35.00	0	0.00	105.00	526	49.71	275.00	76	18.81	365.00	130	42.71	550.00	44	21.78	910.00	3	2.46	135.46
2031-32	I	91	35.00	0	0.00	120.00	552	60.28	300.00	80	21.84	400.00	137	49.87	605.00	46	25.33	1000.00	3	2.73	160.04
	II	92	35.00	0	0.00	120.00	552	60.94	300.00	80	22.08	400.00	137	50.42	605.00	46	25.60	1000.00	3	2.76	161.80
	III	92	35.00	0	0.00	120.00	552	60.94	300.00	80	22.08	400.00	137	50.42	605.00	46	25.60	1000.00	3	2.76	161.80
	IV	91	35.00	0	0.00	120.00	552	60.28	300.00	80	21.84	400.00	137	49.87	605.00	46	25.33	1000.00	3	2.73	160.04

Year	Qtr	No. of days in Qtr	Tractors			Car/Jeeps			Buses			Truck <5MT			Truck > 5MT			Multi Axle Truck			Amount for Qtr.(for 100%realisation) (Rs. in Lacs)
			Rate per day	Per day No.	Amount	Rate per day	Per day No.	Amount	Rate per day	Per day No.	Amount	Rate per day	Per day No.	Amount	Rate per day	Per day No.	Amount	Rate per day	Per day No.	Amount	
1	2	3	4	5	6	7	8	9	10	11	12	13	14	15	16	17	18	19	20	21	22

For 27.0 km

Year	Qtr	No. of days in Qtr	Tractors			Car/Jeeps			Buses			Truck <5MT			Truck > 5MT			Multi Axle Truck			Amount for Qtr.(for 100%realisation) (Rs. in Lacs)
			Rate per day	Per day No.	Amount	Rate per day	Per day No.	Amount	Rate per day	Per day No.	Amount	Rate per day	Per day No.	Amount	Rate per day	Per day No.	Amount	Rate per day	Per day No.	Amount	
1	2	3	4	5	6	7	8	9	10	11	12	13	14	15	16	17	18	19	20	21	22
			6.69			22.19			55.82			75.38			113.33			186.85			
2011-12	I	91	5.00	0	0.00	20.00	107	1.95	55.00	20	1.00	75.00	35	2.36	115.00	9	0.99	185.00	2	0.35	6.66
	II	92	5.00	0	0.00	20.00	107	1.97	55.00	20	1.01	75.00	35	2.39	115.00	9	1.00	185.00	2	0.36	6.73
	III	92	5.00	0	0.00	20.00	107	1.97	55.00	20	1.01	75.00	35	2.39	115.00	9	1.00	185.00	2	0.36	6.73
	IV	91	5.00	0	0.00	20.00	107	1.95	55.00	20	1.00	75.00	35	2.36	115.00	9	0.99	185.00	2	0.35	6.66
2012-13	I	91	5.00	0	0.00	20.00	112	2.04	55.00	21	1.05	75.00	36	2.46	115.00	10	1.05	185.00	2	0.34	6.93
	II	92	5.00	0	0.00	20.00	112	2.06	55.00	21	1.06	75.00	36	2.48	115.00	10	1.06	185.00	2	0.34	7.01
	III	92	5.00	0	0.00	20.00	112	2.06	55.00	21	1.06	75.00	36	2.48	115.00	10	1.06	185.00	2	0.34	7.01
	IV	90	5.00	0	0.00	20.00	112	2.02	55.00	21	1.04	75.00	36	2.43	115.00	10	1.04	185.00	2	0.33	6.85
2013-14	I	91	5.00	0	0.00	25.00	118	2.68	60.00	22	1.20	85.00	38	2.94	125.00	11	1.25	205.00	2	0.37	8.45
	II	92	5.00	0	0.00	25.00	118	2.71	60.00	22	1.21	85.00	38	2.97	125.00	11	1.27	205.00	2	0.38	8.54
	III	92	5.00	0	0.00	25.00	118	2.71	60.00	22	1.21	85.00	38	2.97	125.00	11	1.27	205.00	2	0.38	8.54
	IV	90	5.00	0	0.00	25.00	118	2.66	60.00	22	1.19	85.00	38	2.91	125.00	11	1.24	205.00	2	0.37	8.36
2014-15	I	91	5.00	0	0.00	25.00	124	2.82	60.00	23	1.26	85.00	40	3.09	125.00	12	1.37	205.00	2	0.37	8.91
	II	92	5.00	0	0.00	25.00	124	2.85	60.00	23	1.27	85.00	40	3.13	125.00	12	1.38	205.00	2	0.38	9.01
	III	92	5.00	0	0.00	25.00	124	2.85	60.00	23	1.27	85.00	40	3.13	125.00	12	1.38	205.00	2	0.38	9.01
	IV	90	5.00	0	0.00	25.00	124	2.79	60.00	23	1.24	85.00	40	3.06	125.00	12	1.35	205.00	2	0.37	8.81
2015-16	I	91	10.00	0	0.00	25.00	130	2.96	70.00	24	1.53	90.00	42	3.44	135.00	13	1.60	225.00	2	0.41	9.93
	II	92	10.00	0	0.00	25.00	130	2.99	70.00	24	1.55	90.00	42	3.48	135.00	13	1.61	225.00	2	0.41	10.04
	III	92	10.00	0	0.00	25.00	130	2.99	70.00	24	1.55	90.00	42	3.48	135.00	13	1.61	225.00	2	0.41	10.04
	IV	91	10.00	0	0.00	25.00	130	2.96	70.00	24	1.53	90.00	42	3.44	135.00	13	1.60	225.00	2	0.41	9.93
2016-17	I	91	10.00	0	0.00	25.00	137	3.12	70.00	25	1.59	90.00	44	3.60	135.00	14	1.72	225.00	2	0.41	10.44
	II	92	10.00	0	0.00	25.00	137	3.15	70.00	25	1.61	90.00	44	3.64	135.00	14	1.74	225.00	2	0.41	10.56
	III	92	10.00	0	0.00	25.00	137	3.15	70.00	25	1.61	90.00	44	3.64	135.00	14	1.74	225.00	2	0.41	10.56
	IV	90	10.00	0	0.00	25.00	137	3.08	70.00	25	1.58	90.00	44	3.56	135.00	14	1.70	225.00	2	0.41	10.33
2017-18	I	91	10.00	0	0.00	30.00	144	3.93	75.00	26	1.77	100.00	46	4.19	150.00	15	2.05	250.00	2	0.46	12.39

Year	Qtr	No. of days in Qtr	Tractors			Car/Jeeps			Buses			Truck <5MT			Truck > 5MT			Multi Axle Truck			Amount for Qtr.(for 100%realisation) (Rs. in Lacs)
			Rate per day	Per day No.	Amount	Rate per day	Per day No.	Amount	Rate per day	Per day No.	Amount	Rate per day	Per day No.	Amount	Rate per day	Per day No.	Amount	Rate per day	Per day No.	Amount	
1	2	3	4	5	6	7	8	9	10	11	12	13	14	15	16	17	18	19	20	21	22
	II	92	10.00	0	0.00	30.00	144	3.97	75.00	26	1.79	100.00	46	4.23	150.00	15	2.07	250.00	2	0.46	12.53
	III	92	10.00	0	0.00	30.00	144	3.97	75.00	26	1.79	100.00	46	4.23	150.00	15	2.07	250.00	2	0.46	12.53
	IV	90	10.00	0	0.00	30.00	144	3.89	75.00	26	1.76	100.00	46	4.14	150.00	15	2.03	250.00	2	0.45	12.26
2018-19	I	91	10.00	0	0.00	30.00	151	4.12	75.00	27	1.84	100.00	48	4.37	150.00	16	2.18	250.00	2	0.46	12.97
	II	92	10.00	0	0.00	30.00	151	4.17	75.00	27	1.86	100.00	48	4.42	150.00	16	2.21	250.00	2	0.46	13.11
	III	92	10.00	0	0.00	30.00	151	4.17	75.00	27	1.86	100.00	48	4.42	150.00	16	2.21	250.00	2	0.46	13.11
	IV	90	10.00	0	0.00	30.00	151	4.08	75.00	27	1.82	100.00	48	4.32	150.00	16	2.16	250.00	2	0.45	12.83
2019-20	I	91	10.00	0	0.00	30.00	159	4.34	80.00	28	2.04	110.00	50	5.01	165.00	17	2.55	275.00	2	0.50	14.44
	II	92	10.00	0	0.00	30.00	159	4.39	80.00	28	2.06	110.00	50	5.06	165.00	17	2.58	275.00	2	0.51	14.60
	III	92	10.00	0	0.00	30.00	159	4.39	80.00	28	2.06	110.00	50	5.06	165.00	17	2.58	275.00	2	0.51	14.60
	IV	91	10.00	0	0.00	30.00	159	4.34	80.00	28	2.04	110.00	50	5.01	165.00	17	2.55	275.00	2	0.50	14.44
2020-21	I	91	10.00	0	0.00	30.00	167	4.56	80.00	29	2.11	110.00	53	5.31	165.00	18	2.70	275.00	2	0.50	15.18
	II	92	10.00	0	0.00	30.00	167	4.61	80.00	29	2.13	110.00	53	5.36	165.00	18	2.73	275.00	2	0.51	15.35
	III	92	10.00	0	0.00	30.00	167	4.61	80.00	29	2.13	110.00	53	5.36	165.00	18	2.73	275.00	2	0.51	15.35
	IV	90	10.00	0	0.00	30.00	167	4.51	80.00	29	2.09	110.00	53	5.25	165.00	18	2.67	275.00	2	0.50	15.01
2021-22	I	91	10.00	0	0.00	35.00	175	5.57	90.00	30	2.46	120.00	56	6.12	185.00	19	3.20	300.00	2	0.55	17.89
	II	92	10.00	0	0.00	35.00	175	5.64	90.00	30	2.48	120.00	56	6.18	185.00	19	3.23	300.00	2	0.55	18.09
	III	92	10.00	0	0.00	35.00	175	5.64	90.00	30	2.48	120.00	56	6.18	185.00	19	3.23	300.00	2	0.55	18.09
	IV	90	10.00	0	0.00	35.00	175	5.51	90.00	30	2.43	120.00	56	6.05	185.00	19	3.16	300.00	2	0.54	17.69
2022-23	I	91	10.00	0	0.00	35.00	184	5.86	90.00	32	2.62	120.00	59	6.44	185.00	20	3.37	300.00	2	0.55	18.84
	II	92	10.00	0	0.00	35.00	184	5.92	90.00	32	2.65	120.00	59	6.51	185.00	20	3.40	300.00	2	0.55	19.04
	III	92	10.00	0	0.00	35.00	184	5.92	90.00	32	2.65	120.00	59	6.51	185.00	20	3.40	300.00	2	0.55	19.04
	IV	90	10.00	0	0.00	35.00	184	5.80	90.00	32	2.59	120.00	59	6.37	185.00	20	3.33	300.00	2	0.54	18.63
2023-24	I	91	10.00	0	0.00	40.00	193	7.03	100.00	34	3.09	135.00	62	7.62	200.00	21	3.82	330.00	2	0.60	22.16
	II	92	10.00	0	0.00	40.00	193	7.10	100.00	34	3.13	135.00	62	7.70	200.00	21	3.86	330.00	2	0.61	22.40
	III	92	10.00	0	0.00	40.00	193	7.10	100.00	34	3.13	135.00	62	7.70	200.00	21	3.86	330.00	2	0.61	22.40
	IV	91	10.00	0	0.00	40.00	193	7.03	100.00	34	3.09	135.00	62	7.62	200.00	21	3.82	330.00	2	0.60	22.16
2024-25	I	91	10.00	0	0.00	40.00	203	7.39	100.00	36	3.28	135.00	65	7.99	200.00	22	4.00	330.00	2	0.60	23.26
	II	92	10.00	0	0.00	40.00	203	7.47	100.00	36	3.31	135.00	65	8.07	200.00	22	4.05	330.00	2	0.61	23.51
	III	92	10.00	0	0.00	40.00	203	7.47	100.00	36	3.31	135.00	65	8.07	200.00	22	4.05	330.00	2	0.61	23.51
	IV	90	10.00	0	0.00	40.00	203	7.31	100.00	36	3.24	135.00	65	7.90	200.00	22	3.96	330.00	2	0.59	23.00
2025-26	I	91	15.00	0	0.00	45.00	213	8.72	110.00	38	3.80	145.00	68	8.97	220.00	23	4.60	365.00	2	0.66	26.77
	II	92	15.00	0	0.00	45.00	213	8.82	110.00	38	3.85	145.00	68	9.07	220.00	23	4.66	365.00	2	0.67	27.06
	III	92	15.00	0	0.00	45.00	213	8.82	110.00	38	3.85	145.00	68	9.07	220.00	23	4.66	365.00	2	0.67	27.06
	IV	90	15.00	0	0.00	45.00	213	8.63	110.00	38	3.76	145.00	68	8.87	220.00	23	4.55	365.00	2	0.66	26.47

Year	Qtr	No. of days in Qtr	Tractors			Car/Jeeps			Buses			Truck <5MT			Truck > 5MT			Multi Axle Truck			Amount for Qtr.(for 100%realisation) (Rs. in Lacs)
			Rate per day	Per day No.	Amount	Rate per day	Per day No.	Amount	Rate per day	Per day No.	Amount	Rate per day	Per day No.	Amount	Rate per day	Per day No.	Amount	Rate per day	Per day No.	Amount	
1	2	3	4	5	6	7	8	9	10	11	12	13	14	15	16	17	18	19	20	21	22
2026-27	I	91	15.00	0	0.00	45.00	224	9.17	110.00	40	4.00	145.00	71	9.37	220.00	24	4.80	365.00	2	0.66	28.01
	II	92	15.00	0	0.00	45.00	224	9.27	110.00	40	4.05	145.00	71	9.47	220.00	24	4.86	365.00	2	0.67	28.32
	III	92	15.00	0	0.00	45.00	224	9.27	110.00	40	4.05	145.00	71	9.47	220.00	24	4.86	365.00	2	0.67	28.32
	IV	90	15.00	0	0.00	45.00	224	9.07	110.00	40	3.96	145.00	71	9.27	220.00	24	4.75	365.00	2	0.66	27.71
2027-28	I	91	15.00	0	0.00	50.00	235	10.69	120.00	42	4.59	160.00	75	10.92	245.00	25	5.57	400.00	2	0.73	32.50
	II	92	15.00	0	0.00	50.00	235	10.81	120.00	42	4.64	160.00	75	11.04	245.00	25	5.64	400.00	2	0.74	32.86
	III	92	15.00	0	0.00	50.00	235	10.81	120.00	42	4.64	160.00	75	11.04	245.00	25	5.64	400.00	2	0.74	32.86
	IV	91	15.00	0	0.00	50.00	235	10.69	120.00	42	4.59	160.00	75	10.92	245.00	25	5.57	400.00	2	0.73	32.50
2028-29	I	91	15.00	0	0.00	50.00	247	11.24	120.00	44	4.80	160.00	79	11.50	245.00	26	5.80	400.00	2	0.73	34.07
	II	92	15.00	0	0.00	50.00	247	11.36	120.00	44	4.86	160.00	79	11.63	245.00	26	5.86	400.00	2	0.74	34.44
	III	92	15.00	0	0.00	50.00	247	11.36	120.00	44	4.86	160.00	79	11.63	245.00	26	5.86	400.00	2	0.74	34.44
	IV	90	15.00	0	0.00	50.00	247	11.12	120.00	44	4.75	160.00	79	11.38	245.00	26	5.73	400.00	2	0.72	33.70
2029-30	I	91	15.00	0	0.00	50.00	259	11.78	130.00	46	5.44	180.00	83	13.60	265.00	27	6.51	440.00	2	0.80	38.13
	II	92	15.00	0	0.00	50.00	259	11.91	130.00	46	5.50	180.00	83	13.74	265.00	27	6.58	440.00	2	0.81	38.55
	III	92	15.00	0	0.00	50.00	259	11.91	130.00	46	5.50	180.00	83	13.74	265.00	27	6.58	440.00	2	0.81	38.55
	IV	91	15.00	0	0.00	50.00	259	11.78	130.00	46	5.44	180.00	83	13.60	265.00	27	6.51	440.00	2	0.80	38.13
2030-31	I	91	15.00	0	0.00	50.00	272	12.38	130.00	48	5.68	180.00	87	14.25	265.00	28	6.75	440.00	2	0.80	39.86
	II	92	15.00	0	0.00	50.00	272	12.51	130.00	48	5.74	180.00	87	14.41	265.00	28	6.83	440.00	2	0.81	40.30
	III	92	15.00	0	0.00	50.00	272	12.51	130.00	48	5.74	180.00	87	14.41	265.00	28	6.83	440.00	2	0.81	40.30
	IV	90	15.00	0	0.00	50.00	272	12.24	130.00	48	5.62	180.00	87	14.09	265.00	28	6.68	440.00	2	0.79	39.42
2031-32	I	91	15.00	0	0.00	60.00	286	15.62	145.00	50	6.60	195.00	91	16.15	295.00	29	7.79	485.00	2	0.88	47.03
	II	92	15.00	0	0.00	60.00	286	15.79	145.00	50	6.67	195.00	91	16.33	295.00	29	7.87	485.00	2	0.89	47.55
	III	92	15.00	0	0.00	60.00	286	15.79	145.00	50	6.67	195.00	91	16.33	295.00	29	7.87	485.00	2	0.89	47.55
	IV	91	15.00	0	0.00	60.00	286	15.62	145.00	50	6.60	195.00	91	16.15	295.00	29	7.79	485.00	2	0.88	47.03

Year	Qtr	No. of days in Qtr	Tractors			Car/Jeeps			Buses			Truck <5MT			Truck > 5MT			Multi Axle Truck			Amount for Qtr.(for 100%realisation) (Rs. in Lacs)
			Rate per day	Per day No.	Amount	Rate per day	Per day No.	Amount	Rate per day	Per day No.	Amount	Rate per day	Per day No.	Amount	Rate per day	Per day No.	Amount	Rate per day	Per day No.	Amount	
1	2	3	4	5	6	7	8	9	10	11	12	13	14	15	16	17	18	19	20	21	22

For 20.0 Km

Year	Qtr	No. of days in Qtr	Tractors			Car/Jeeps			Buses			Truck <5MT			Truck > 5MT			Multi Axle Truck			Amount for Qtr.(for 100%realisation) (Rs. in Lacs)
			Rate per day	Per day No.	Amount	Rate per day	Per day No.	Amount	Rate per day	Per day No.	Amount	Rate per day	Per day No.	Amount	Rate per day	Per day No.	Amount	Rate per day	Per day No.	Amount	
1	2	3	4	5	6	7	8	9	10	11	12	13	14	15	16	17	18	19	20	21	22
			5.59			18.63			46.59			63.36			95.03			156.53			
2011-12	I	91	5.00	0	0.00	20.00	512	9.33	45.00	97	3.96	65.00	207	12.24	95.00	43	3.72	155.00	9	1.33	30.57
	II	92	5.00	0	0.00	20.00	512	9.43	45.00	97	4.00	65.00	207	12.37	95.00	43	3.76	155.00	9	1.35	30.91
	III	92	5.00	0	0.00	20.00	512	9.43	45.00	97	4.00	65.00	207	12.37	95.00	43	3.76	155.00	9	1.35	30.91
	IV	91	5.00	0	0.00	20.00	512	9.33	45.00	97	3.96	65.00	207	12.24	95.00	43	3.72	155.00	9	1.33	30.57
2012-13	I	91	5.00	0	0.00	20.00	538	9.79	45.00	101	4.14	65.00	217	12.84	95.00	45	3.89	155.00	10	1.41	32.06
	II	92	5.00	0	0.00	20.00	538	9.90	45.00	101	4.18	65.00	217	12.98	95.00	45	3.93	155.00	10	1.43	32.42
	III	92	5.00	0	0.00	20.00	538	9.90	45.00	101	4.18	65.00	217	12.98	95.00	45	3.93	155.00	10	1.43	32.42
	IV	90	5.00	0	0.00	20.00	538	9.68	45.00	101	4.09	65.00	217	12.69	95.00	45	3.85	155.00	10	1.40	31.71
2013-14	I	91	5.00	0	0.00	20.00	565	10.28	50.00	106	4.82	70.00	228	14.52	105.00	47	4.49	170.00	11	1.70	35.82
	II	92	5.00	0	0.00	20.00	565	10.40	50.00	106	4.88	70.00	228	14.68	105.00	47	4.54	170.00	11	1.72	36.22
	III	92	5.00	0	0.00	20.00	565	10.40	50.00	106	4.88	70.00	228	14.68	105.00	47	4.54	170.00	11	1.72	36.22
	IV	90	5.00	0	0.00	20.00	565	10.17	50.00	106	4.77	70.00	228	14.36	105.00	47	4.44	170.00	11	1.68	35.43
2014-15	I	91	5.00	0	0.00	20.00	593	10.79	50.00	111	5.05	70.00	239	15.22	105.00	49	4.68	170.00	12	1.86	37.61
	II	92	5.00	0	0.00	20.00	593	10.91	50.00	111	5.11	70.00	239	15.39	105.00	49	4.73	170.00	12	1.88	38.02
	III	92	5.00	0	0.00	20.00	593	10.91	50.00	111	5.11	70.00	239	15.39	105.00	49	4.73	170.00	12	1.88	38.02
	IV	90	5.00	0	0.00	20.00	593	10.67	50.00	111	5.00	70.00	239	15.06	105.00	49	4.63	170.00	12	1.84	37.19
2015-16	I	91	5.00	0	0.00	25.00	623	14.17	55.00	117	5.86	75.00	251	17.13	115.00	51	5.34	190.00	13	2.25	44.74
	II	92	5.00	0	0.00	25.00	623	14.33	55.00	117	5.92	75.00	251	17.32	115.00	51	5.40	190.00	13	2.27	45.24
	III	92	5.00	0	0.00	25.00	623	14.33	55.00	117	5.92	75.00	251	17.32	115.00	51	5.40	190.00	13	2.27	45.24
	IV	91	5.00	0	0.00	25.00	623	14.17	55.00	117	5.86	75.00	251	17.13	115.00	51	5.34	190.00	13	2.25	44.74
2016-17	I	91	5.00	0	0.00	25.00	654	14.88	55.00	123	6.16	75.00	264	18.02	115.00	54	5.65	190.00	14	2.42	47.12
	II	92	5.00	0	0.00	25.00	654	15.04	55.00	123	6.22	75.00	264	18.22	115.00	54	5.71	190.00	14	2.45	47.64
	III	92	5.00	0	0.00	25.00	654	15.04	55.00	123	6.22	75.00	264	18.22	115.00	54	5.71	190.00	14	2.45	47.64
	IV	90	5.00	0	0.00	25.00	654	14.72	55.00	123	6.09	75.00	264	17.82	115.00	54	5.59	190.00	14	2.39	46.61
2017-18	I	91	5.00	0	0.00	25.00	687	15.63	60.00	129	7.04	85.00	277	21.43	125.00	57	6.48	210.00	15	2.87	53.45
	II	92	5.00	0	0.00	25.00	687	15.80	60.00	129	7.12	85.00	277	21.66	125.00	57	6.56	210.00	15	2.90	54.04
	III	92	5.00	0	0.00	25.00	687	15.80	60.00	129	7.12	85.00	277	21.66	125.00	57	6.56	210.00	15	2.90	54.04

Year	Qtr	No. of days in Qtr	Tractors			Car/Jeeps			Buses			Truck <5MT			Truck > 5MT			Multi Axle Truck			Amount for Qtr.(for 100%realisation) (Rs. in Lacs)
			Rate per day	Per day No.	Amount	Rate per day	Per day No.	Amount	Rate per day	Per day No.	Amount	Rate per day	Per day No.	Amount	Rate per day	Per day No.	Amount	Rate per day	Per day No.	Amount	
1	2	3	4	5	6	7	8	9	10	11	12	13	14	15	16	17	18	19	20	21	22
2018-19	IV	90	5.00	0	0.00	25.00	687	15.46	60.00	129	6.97	85.00	277	21.19	125.00	57	6.41	210.00	15	2.84	52.86
	I	91	5.00	0	0.00	25.00	721	16.40	60.00	135	7.37	85.00	291	22.51	125.00	60	6.83	210.00	16	3.06	56.17
	II	92	5.00	0	0.00	25.00	721	16.58	60.00	135	7.45	85.00	291	22.76	125.00	60	6.90	210.00	16	3.09	56.78
	III	92	5.00	0	0.00	25.00	721	16.58	60.00	135	7.45	85.00	291	22.76	125.00	60	6.90	210.00	16	3.09	56.78
2019-20	IV	90	5.00	0	0.00	25.00	721	16.22	60.00	135	7.29	85.00	291	22.26	125.00	60	6.75	210.00	16	3.02	55.55
	I	91	10.00	0	0.00	25.00	757	17.22	70.00	142	9.05	95.00	306	26.45	140.00	63	8.03	230.00	17	3.56	64.31
	II	92	10.00	0	0.00	25.00	757	17.41	70.00	142	9.14	95.00	306	26.74	140.00	63	8.11	230.00	17	3.60	65.01
	III	92	10.00	0	0.00	25.00	757	17.41	70.00	142	9.14	95.00	306	26.74	140.00	63	8.11	230.00	17	3.60	65.01
2020-21	IV	91	10.00	0	0.00	25.00	757	17.22	70.00	142	9.05	95.00	306	26.45	140.00	63	8.03	230.00	17	3.56	64.31
	I	91	10.00	0	0.00	25.00	795	18.09	70.00	149	9.49	95.00	321	27.75	140.00	66	8.41	230.00	18	3.77	67.50
	II	92	10.00	0	0.00	25.00	795	18.29	70.00	149	9.60	95.00	321	28.06	140.00	66	8.50	230.00	18	3.81	68.25
	III	92	10.00	0	0.00	25.00	795	18.29	70.00	149	9.60	95.00	321	28.06	140.00	66	8.50	230.00	18	3.81	68.25
2021-22	IV	90	10.00	0	0.00	25.00	795	17.89	70.00	149	9.39	95.00	321	27.45	140.00	66	8.32	230.00	18	3.73	66.76
	I	91	10.00	0	0.00	30.00	835	22.80	75.00	156	10.65	100.00	337	30.67	155.00	69	9.73	250.00	19	4.32	78.16
	II	92	10.00	0	0.00	30.00	835	23.05	75.00	156	10.76	100.00	337	31.00	155.00	69	9.84	250.00	19	4.37	79.02
	III	92	10.00	0	0.00	30.00	835	23.05	75.00	156	10.76	100.00	337	31.00	155.00	69	9.84	250.00	19	4.37	79.02
2022-23	IV	90	10.00	0	0.00	30.00	835	22.55	75.00	156	10.53	100.00	337	30.33	155.00	69	9.63	250.00	19	4.28	77.31
	I	91	10.00	0	0.00	30.00	877	23.94	75.00	164	11.19	100.00	354	32.21	155.00	72	10.16	250.00	20	4.55	82.05
	II	92	10.00	0	0.00	30.00	877	24.21	75.00	164	11.32	100.00	354	32.57	155.00	72	10.27	250.00	20	4.60	82.96
	III	92	10.00	0	0.00	30.00	877	24.21	75.00	164	11.32	100.00	354	32.57	155.00	72	10.27	250.00	20	4.60	82.96
2023-24	IV	90	10.00	0	0.00	30.00	877	23.68	75.00	164	11.07	100.00	354	31.86	155.00	72	10.04	250.00	20	4.50	81.15
	I	91	10.00	0	0.00	35.00	921	29.33	85.00	172	13.30	110.00	372	37.24	170.00	76	11.76	275.00	21	5.26	96.89
	II	92	10.00	0	0.00	35.00	921	29.66	85.00	172	13.45	110.00	372	37.65	170.00	76	11.89	275.00	21	5.31	97.95
	III	92	10.00	0	0.00	35.00	921	29.66	85.00	172	13.45	110.00	372	37.65	170.00	76	11.89	275.00	21	5.31	97.95
2024-25	IV	91	10.00	0	0.00	35.00	921	29.33	85.00	172	13.30	110.00	372	37.24	170.00	76	11.76	275.00	21	5.26	96.89
	I	91	10.00	0	0.00	35.00	967	30.80	85.00	181	14.00	110.00	391	39.14	170.00	80	12.38	275.00	22	5.51	101.82
	II	92	10.00	0	0.00	35.00	967	31.14	85.00	181	14.15	110.00	391	39.57	170.00	80	12.51	275.00	22	5.57	102.94
	III	92	10.00	0	0.00	35.00	967	31.14	85.00	181	14.15	110.00	391	39.57	170.00	80	12.51	275.00	22	5.57	102.94
2025-26	IV	90	10.00	0	0.00	35.00	967	30.46	85.00	181	13.85	110.00	391	38.71	170.00	80	12.24	275.00	22	5.45	100.70
	I	91	10.00	0	0.00	35.00	1015	32.33	90.00	190	15.56	125.00	411	46.75	185.00	84	14.14	305.00	23	6.38	115.17
	II	92	10.00	0	0.00	35.00	1015	32.68	90.00	190	15.73	125.00	411	47.27	185.00	84	14.30	305.00	23	6.45	116.43
	III	92	10.00	0	0.00	35.00	1015	32.68	90.00	190	15.73	125.00	411	47.27	185.00	84	14.30	305.00	23	6.45	116.43
2026-27	IV	90	10.00	0	0.00	35.00	1015	31.97	90.00	190	15.39	125.00	411	46.24	185.00	84	13.99	305.00	23	6.31	113.90
	I	91	10.00	0	0.00	35.00	1066	33.95	90.00	200	16.38	125.00	432	49.14	185.00	88	14.81	305.00	24	6.66	120.95
	II	92	10.00	0	0.00	35.00	1066	34.33	90.00	200	16.56	125.00	432	49.68	185.00	88	14.98	305.00	24	6.73	122.28

Year	Qtr	No. of days in Qtr	Tractors			Car/Jeeps			Buses			Truck <5MT			Truck > 5MT			Multi Axle Truck			Amount for Qtr.(for 100%realisation) (Rs. in Lacs)
			Rate per day	Per day No.	Amount	Rate per day	Per day No.	Amount	Rate per day	Per day No.	Amount	Rate per day	Per day No.	Amount	Rate per day	Per day No.	Amount	Rate per day	Per day No.	Amount	
1	2	3	4	5	6	7	8	9	10	11	12	13	14	15	16	17	18	19	20	21	22
	III	92	10.00	0	0.00	35.00	1066	34.33	90.00	200	16.56	125.00	432	49.68	185.00	88	14.98	305.00	24	6.73	122.28
	IV	90	10.00	0	0.00	35.00	1066	33.58	90.00	200	16.20	125.00	432	48.60	185.00	88	14.65	305.00	24	6.59	119.62
2027-28	I	91	10.00	0	0.00	40.00	1119	40.73	100.00	210	19.11	135.00	454	55.77	205.00	92	17.16	335.00	25	7.62	140.40
	II	92	10.00	0	0.00	40.00	1119	41.18	100.00	210	19.32	135.00	454	56.39	205.00	92	17.35	335.00	25	7.71	141.94
	III	92	10.00	0	0.00	40.00	1119	41.18	100.00	210	19.32	135.00	454	56.39	205.00	92	17.35	335.00	25	7.71	141.94
	IV	91	10.00	0	0.00	40.00	1119	40.73	100.00	210	19.11	135.00	454	55.77	205.00	92	17.16	335.00	25	7.62	140.40
2028-29	I	91	10.00	0	0.00	40.00	1175	42.77	100.00	221	20.11	135.00	477	58.60	205.00	97	18.10	335.00	26	7.93	147.50
	II	92	10.00	0	0.00	40.00	1175	43.24	100.00	221	20.33	135.00	477	59.24	205.00	97	18.29	335.00	26	8.01	149.12
	III	92	10.00	0	0.00	40.00	1175	43.24	100.00	221	20.33	135.00	477	59.24	205.00	97	18.29	335.00	26	8.01	149.12
	IV	90	10.00	0	0.00	40.00	1175	42.30	100.00	221	19.89	135.00	477	57.96	205.00	97	17.90	335.00	26	7.84	145.88
2029-30	I	91	15.00	0	0.00	45.00	1234	50.53	110.00	232	23.22	150.00	501	68.39	225.00	102	20.88	370.00	27	9.09	172.12
	II	92	15.00	0	0.00	45.00	1234	51.09	110.00	232	23.48	150.00	501	69.14	225.00	102	21.11	370.00	27	9.19	174.01
	III	92	15.00	0	0.00	45.00	1234	51.09	110.00	232	23.48	150.00	501	69.14	225.00	102	21.11	370.00	27	9.19	174.01
	IV	91	15.00	0	0.00	45.00	1234	50.53	110.00	232	23.22	150.00	501	68.39	225.00	102	20.88	370.00	27	9.09	172.12
2030-31	I	91	15.00	0	0.00	45.00	1296	53.07	110.00	244	24.42	150.00	526	71.80	225.00	107	21.91	370.00	28	9.43	180.63
	II	92	15.00	0	0.00	45.00	1296	53.65	110.00	244	24.69	150.00	526	72.59	225.00	107	22.15	370.00	28	9.53	182.62
	III	92	15.00	0	0.00	45.00	1296	53.65	110.00	244	24.69	150.00	526	72.59	225.00	107	22.15	370.00	28	9.53	182.62
	IV	90	15.00	0	0.00	45.00	1296	52.49	110.00	244	24.16	150.00	526	71.01	225.00	107	21.67	370.00	28	9.32	178.65
2031-32	I	91	15.00	0	0.00	50.00	1361	61.93	120.00	256	27.96	165.00	552	82.88	245.00	112	24.97	405.00	29	10.69	208.42
	II	92	15.00	0	0.00	50.00	1361	62.61	120.00	256	28.26	165.00	552	83.79	245.00	112	25.24	405.00	29	10.81	210.71
	III	92	15.00	0	0.00	50.00	1361	62.61	120.00	256	28.26	165.00	552	83.79	245.00	112	25.24	405.00	29	10.81	210.71
	IV	91	15.00	0	0.00	50.00	1361	61.93	120.00	256	27.96	165.00	552	82.88	245.00	112	24.97	405.00	29	10.69	208.42

Year	Qtr	No. of days in Qtr	Tractors			Car/Jeeps			Buses			Truck <5MT			Truck > 5MT			Multi Axle Truck			Amount for Qtr.(for 100%realisation) (Rs. in Lacs)
			Rate per day	Per day No.	Amount	Rate per day	Per day No.	Amount	Rate per day	Per day No.	Amount	Rate per day	Per day No.	Amount	Rate per day	Per day No.	Amount	Rate per day	Per day No.	Amount	
1	2	3	4	5	6	7	8	9	10	11	12	13	14	15	16	17	18	19	20	21	22

For 71.0 km

Year	Qtr	No. of days in Qtr	Tractors			Car/Jeeps			Buses			Truck <5MT			Truck > 5MT			Multi Axle Truck			Amount for Qtr.(for 100%realisation) (Rs. in Lacs)
			Rate per day	Per day No.	Amount	Rate per day	Per day No.	Amount	Rate per day	Per day No.	Amount	Rate per day	Per day No.	Amount	Rate per day	Per day No.	Amount	Rate per day	Per day No.	Amount	
1	2	3	4	5	6	7	8	9	10	11	12	13	14	15	16	17	18	19	20	21	22
			13.61			44.55			113.85			150.98			228.33			377.45			
2011-12	I	91	15.00	0	0.00	45.00	46	1.89	115.00	7	0.77	150.00	22	3.01	230.00	6	1.32	375.00	1	0.36	7.35
	II	92	15.00	0	0.00	45.00	46	1.91	115.00	7	0.78	150.00	22	3.04	230.00	6	1.33	375.00	1	0.36	7.43
	III	92	15.00	0	0.00	45.00	46	1.91	115.00	7	0.78	150.00	22	3.04	230.00	6	1.33	375.00	1	0.36	7.43
	IV	91	15.00	0	0.00	45.00	46	1.89	115.00	7	0.77	150.00	22	3.01	230.00	6	1.32	375.00	1	0.36	7.35
2012-13	I	91	15.00	0	0.00	45.00	49	2.01	115.00	8	0.84	150.00	23	3.14	230.00	7	1.47	375.00	1	0.34	7.79
	II	92	15.00	0	0.00	45.00	49	2.03	115.00	8	0.85	150.00	23	3.17	230.00	7	1.48	375.00	1	0.35	7.88
	III	92	15.00	0	0.00	45.00	49	2.03	115.00	8	0.85	150.00	23	3.17	230.00	7	1.48	375.00	1	0.35	7.88
	IV	90	15.00	0	0.00	45.00	49	1.98	115.00	8	0.83	150.00	23	3.11	230.00	7	1.45	375.00	1	0.34	7.70
2013-14	I	91	15.00	0	0.00	50.00	51	2.32	125.00	8	0.91	165.00	24	3.60	250.00	7	1.59	415.00	1	0.38	8.80
	II	92	15.00	0	0.00	50.00	51	2.35	125.00	8	0.92	165.00	24	3.64	250.00	7	1.61	415.00	1	0.38	8.90
	III	92	15.00	0	0.00	50.00	51	2.35	125.00	8	0.92	165.00	24	3.64	250.00	7	1.61	415.00	1	0.38	8.90
	IV	90	15.00	0	0.00	50.00	51	2.30	125.00	8	0.90	165.00	24	3.56	250.00	7	1.58	415.00	1	0.37	8.71
2014-15	I	91	15.00	0	0.00	50.00	54	2.46	125.00	8	0.91	165.00	25	3.75	250.00	7	1.59	415.00	1	0.38	9.09
	II	92	15.00	0	0.00	50.00	54	2.48	125.00	8	0.92	165.00	25	3.80	250.00	7	1.61	415.00	1	0.38	9.19
	III	92	15.00	0	0.00	50.00	54	2.48	125.00	8	0.92	165.00	25	3.80	250.00	7	1.61	415.00	1	0.38	9.19
	IV	90	15.00	0	0.00	50.00	54	2.43	125.00	8	0.90	165.00	25	3.71	250.00	7	1.58	415.00	1	0.37	8.99
2015-16	I	91	15.00	0	0.00	55.00	57	2.85	140.00	8	1.02	185.00	26	4.38	275.00	7	1.75	455.00	1	0.41	10.41
	II	92	15.00	0	0.00	55.00	57	2.88	140.00	8	1.03	185.00	26	4.43	275.00	7	1.77	455.00	1	0.42	10.53
	III	92	15.00	0	0.00	55.00	57	2.88	140.00	8	1.03	185.00	26	4.43	275.00	7	1.77	455.00	1	0.42	10.53
	IV	91	15.00	0	0.00	55.00	57	2.85	140.00	8	1.02	185.00	26	4.38	275.00	7	1.75	455.00	1	0.41	10.41
2016-17	I	91	15.00	0	0.00	55.00	60	3.00	140.00	8	1.02	185.00	27	4.55	275.00	7	1.75	455.00	1	0.41	10.73
	II	92	15.00	0	0.00	55.00	60	3.04	140.00	8	1.03	185.00	27	4.60	275.00	7	1.77	455.00	1	0.42	10.85
	III	92	15.00	0	0.00	55.00	60	3.04	140.00	8	1.03	185.00	27	4.60	275.00	7	1.77	455.00	1	0.42	10.85
	IV	90	15.00	0	0.00	55.00	60	2.97	140.00	8	1.01	185.00	27	4.50	275.00	7	1.73	455.00	1	0.41	10.62
2017-18	I	91	20.00	0	0.00	60.00	63	3.44	150.00	8	1.09	200.00	28	5.10	305.00	7	1.94	500.00	1	0.46	12.03
	II	92	20.00	0	0.00	60.00	63	3.48	150.00	8	1.10	200.00	28	5.15	305.00	7	1.96	500.00	1	0.46	12.16

Year	Qtr	No. of days in Qtr	Tractors			Car/Jeeps			Buses			Truck <5MT			Truck > 5MT			Multi Axle Truck			Amount for Qtr.(for 100%realisation) (Rs. in Lacs)
			Rate per day	Per day No.	Amount	Rate per day	Per day No.	Amount	Rate per day	Per day No.	Amount	Rate per day	Per day No.	Amount	Rate per day	Per day No.	Amount	Rate per day	Per day No.	Amount	
1	2	3	4	5	6	7	8	9	10	11	12	13	14	15	16	17	18	19	20	21	22
	III	92	20.00	0	0.00	60.00	63	3.48	150.00	8	1.10	200.00	28	5.15	305.00	7	1.96	500.00	1	0.46	12.16
	IV	90	20.00	0	0.00	60.00	63	3.40	150.00	8	1.08	200.00	28	5.04	305.00	7	1.92	500.00	1	0.45	11.89
2018-19	I	91	20.00	0	0.00	60.00	66	3.60	150.00	8	1.09	200.00	29	5.28	305.00	7	1.94	500.00	1	0.46	12.37
	II	92	20.00	0	0.00	60.00	66	3.64	150.00	8	1.10	200.00	29	5.34	305.00	7	1.96	500.00	1	0.46	12.51
	III	92	20.00	0	0.00	60.00	66	3.64	150.00	8	1.10	200.00	29	5.34	305.00	7	1.96	500.00	1	0.46	12.51
	IV	90	20.00	0	0.00	60.00	66	3.56	150.00	8	1.08	200.00	29	5.22	305.00	7	1.92	500.00	1	0.45	12.24
2019-20	I	91	20.00	0	0.00	65.00	69	4.08	165.00	8	1.20	220.00	30	6.01	335.00	7	2.13	555.00	1	0.51	13.93
	II	92	20.00	0	0.00	65.00	69	4.13	165.00	8	1.21	220.00	30	6.07	335.00	7	2.16	555.00	1	0.51	14.08
	III	92	20.00	0	0.00	65.00	69	4.13	165.00	8	1.21	220.00	30	6.07	335.00	7	2.16	555.00	1	0.51	14.08
	IV	91	20.00	0	0.00	65.00	69	4.08	165.00	8	1.20	220.00	30	6.01	335.00	7	2.13	555.00	1	0.51	13.93
2020-21	I	91	20.00	0	0.00	65.00	72	4.26	165.00	8	1.20	220.00	32	6.41	335.00	7	2.13	555.00	1	0.51	14.51
	II	92	20.00	0	0.00	65.00	72	4.31	165.00	8	1.21	220.00	32	6.48	335.00	7	2.16	555.00	1	0.51	14.66
	III	92	20.00	0	0.00	65.00	72	4.31	165.00	8	1.21	220.00	32	6.48	335.00	7	2.16	555.00	1	0.51	14.66
	IV	90	20.00	0	0.00	65.00	72	4.21	165.00	8	1.19	220.00	32	6.34	335.00	7	2.11	555.00	1	0.50	14.35
2021-22	I	91	20.00	0	0.00	70.00	76	4.84	185.00	8	1.35	245.00	34	7.58	370.00	7	2.36	610.00	1	0.56	16.68
	II	92	20.00	0	0.00	70.00	76	4.89	185.00	8	1.36	245.00	34	7.66	370.00	7	2.38	610.00	1	0.56	16.86
	III	92	20.00	0	0.00	70.00	76	4.89	185.00	8	1.36	245.00	34	7.66	370.00	7	2.38	610.00	1	0.56	16.86
	IV	90	20.00	0	0.00	70.00	76	4.79	185.00	8	1.33	245.00	34	7.50	370.00	7	2.33	610.00	1	0.55	16.50
2022-23	I	91	20.00	0	0.00	70.00	80	5.10	185.00	8	1.35	245.00	36	8.03	370.00	7	2.36	610.00	1	0.56	17.38
	II	92	20.00	0	0.00	70.00	80	5.15	185.00	8	1.36	245.00	36	8.11	370.00	7	2.38	610.00	1	0.56	17.57
	III	92	20.00	0	0.00	70.00	80	5.15	185.00	8	1.36	245.00	36	8.11	370.00	7	2.38	610.00	1	0.56	17.57
	IV	90	20.00	0	0.00	70.00	80	5.04	185.00	8	1.33	245.00	36	7.94	370.00	7	2.33	610.00	1	0.55	17.19
2023-24	I	91	25.00	0	0.00	80.00	84	6.12	200.00	8	1.46	265.00	38	9.16	405.00	7	2.58	670.00	1	0.61	19.92
	II	92	25.00	0	0.00	80.00	84	6.18	200.00	8	1.47	265.00	38	9.26	405.00	7	2.61	670.00	1	0.62	20.14
	III	92	25.00	0	0.00	80.00	84	6.18	200.00	8	1.47	265.00	38	9.26	405.00	7	2.61	670.00	1	0.62	20.14
	IV	91	25.00	0	0.00	80.00	84	6.12	200.00	8	1.46	265.00	38	9.16	405.00	7	2.58	670.00	1	0.61	19.92
2024-25	I	91	25.00	0	0.00	80.00	88	6.41	200.00	8	1.46	265.00	40	9.65	405.00	7	2.58	670.00	1	0.61	20.70
	II	92	25.00	0	0.00	80.00	88	6.48	200.00	8	1.47	265.00	40	9.75	405.00	7	2.61	670.00	1	0.62	20.93
	III	92	25.00	0	0.00	80.00	88	6.48	200.00	8	1.47	265.00	40	9.75	405.00	7	2.61	670.00	1	0.62	20.93
	IV	90	25.00	0	0.00	80.00	88	6.34	200.00	8	1.44	265.00	40	9.54	405.00	7	2.55	670.00	1	0.60	20.47
2025-26	I	91	25.00	0	0.00	85.00	92	7.12	220.00	8	1.60	295.00	42	11.27	445.00	7	2.83	735.00	1	0.67	23.50
	II	92	25.00	0	0.00	85.00	92	7.19	220.00	8	1.62	295.00	42	11.40	445.00	7	2.87	735.00	1	0.68	23.75
	III	92	25.00	0	0.00	85.00	92	7.19	220.00	8	1.62	295.00	42	11.40	445.00	7	2.87	735.00	1	0.68	23.75
	IV	90	25.00	0	0.00	85.00	92	7.04	220.00	8	1.58	295.00	42	11.15	445.00	7	2.80	735.00	1	0.66	23.24
2026-27	I	91	25.00	0	0.00	85.00	97	7.50	220.00	8	1.60	295.00	44	11.81	445.00	7	2.83	735.00	1	0.67	24.42

Year	Qtr	No. of days in Qtr	Tractors			Car/Jeeps			Buses			Truck <5MT			Truck > 5MT			Multi Axle Truck			Amount for Qtr.(for 100%realisation) (Rs. in Lacs)
			Rate per day	Per day No.	Amount	Rate per day	Per day No.	Amount	Rate per day	Per day No.	Amount	Rate per day	Per day No.	Amount	Rate per day	Per day No.	Amount	Rate per day	Per day No.	Amount	
1	2	3	4	5	6	7	8	9	10	11	12	13	14	15	16	17	18	19	20	21	22
	II	92	25.00	0	0.00	85.00	97	7.59	220.00	8	1.62	295.00	44	11.94	445.00	7	2.87	735.00	1	0.68	24.69
	III	92	25.00	0	0.00	85.00	97	7.59	220.00	8	1.62	295.00	44	11.94	445.00	7	2.87	735.00	1	0.68	24.69
	IV	90	25.00	0	0.00	85.00	97	7.42	220.00	8	1.58	295.00	44	11.68	445.00	7	2.80	735.00	1	0.66	24.15
2027-28	I	91	30.00	0	0.00	95.00	102	8.82	245.00	8	1.78	325.00	46	13.60	490.00	7	3.12	810.00	1	0.74	28.06
	II	92	30.00	0	0.00	95.00	102	8.91	245.00	8	1.80	325.00	46	13.75	490.00	7	3.16	810.00	1	0.75	28.37
	III	92	30.00	0	0.00	95.00	102	8.91	245.00	8	1.80	325.00	46	13.75	490.00	7	3.16	810.00	1	0.75	28.37
	IV	91	30.00	0	0.00	95.00	102	8.82	245.00	8	1.78	325.00	46	13.60	490.00	7	3.12	810.00	1	0.74	28.06
2028-29	I	91	30.00	0	0.00	95.00	107	9.25	245.00	8	1.78	325.00	48	14.20	490.00	7	3.12	810.00	1	0.74	29.09
	II	92	30.00	0	0.00	95.00	107	9.35	245.00	8	1.80	325.00	48	14.35	490.00	7	3.16	810.00	1	0.75	29.41
	III	92	30.00	0	0.00	95.00	107	9.35	245.00	8	1.80	325.00	48	14.35	490.00	7	3.16	810.00	1	0.75	29.41
	IV	90	30.00	0	0.00	95.00	107	9.15	245.00	8	1.76	325.00	48	14.04	490.00	7	3.09	810.00	1	0.73	28.77
2029-30	I	91	30.00	0	0.00	105.00	112	10.70	270.00	8	1.97	355.00	50	16.15	540.00	7	3.44	890.00	1	0.81	33.07
	II	92	30.00	0	0.00	105.00	112	10.82	270.00	8	1.99	355.00	50	16.33	540.00	7	3.48	890.00	1	0.82	33.43
	III	92	30.00	0	0.00	105.00	112	10.82	270.00	8	1.99	355.00	50	16.33	540.00	7	3.48	890.00	1	0.82	33.43
	IV	91	30.00	0	0.00	105.00	112	10.70	270.00	8	1.97	355.00	50	16.15	540.00	7	3.44	890.00	1	0.81	33.07
2030-31	I	91	30.00	0	0.00	105.00	118	11.27	270.00	8	1.97	355.00	53	17.12	540.00	7	3.44	890.00	1	0.81	34.61
	II	92	30.00	0	0.00	105.00	118	11.40	270.00	8	1.99	355.00	53	17.31	540.00	7	3.48	890.00	1	0.82	34.99
	III	92	30.00	0	0.00	105.00	118	11.40	270.00	8	1.99	355.00	53	17.31	540.00	7	3.48	890.00	1	0.82	34.99
	IV	90	30.00	0	0.00	105.00	118	11.15	270.00	8	1.94	355.00	53	16.93	540.00	7	3.40	890.00	1	0.80	34.23
2031-32	I	91	35.00	0	0.00	115.00	124	12.98	295.00	8	2.15	390.00	56	19.87	590.00	7	3.76	980.00	1	0.89	39.65
	II	92	35.00	0	0.00	115.00	124	13.12	295.00	8	2.17	390.00	56	20.09	590.00	7	3.80	980.00	1	0.90	40.08
	III	92	35.00	0	0.00	115.00	124	13.12	295.00	8	2.17	390.00	56	20.09	590.00	7	3.80	980.00	1	0.90	40.08
	IV	91	35.00	0	0.00	115.00	124	12.98	295.00	8	2.15	390.00	56	19.87	590.00	7	3.76	980.00	1	0.89	39.65

Year	Qtr	No. of days in Qtr	Tractors			Car/Jeeps			Buses			Truck <5MT			Truck > 5MT			Multi Axle Truck			Amount for Qtr.(for 100%realisation) (Rs. in Lacs)
			Rate per day	Per day No.	Amount	Rate per day	Per day No.	Amount	Rate per day	Per day No.	Amount	Rate per day	Per day No.	Amount	Rate per day	Per day No.	Amount	Rate per day	Per day No.	Amount	
1	2	3	4	5	6	7	8	9	10	11	12	13	14	15	16	17	18	19	20	21	22

For 44.0 km

Year	Qtr	No. of days in Qtr	Tractors			Car/Jeeps			Buses			Truck <5MT			Truck > 5MT			Multi Axle Truck			Amount for Qtr.(for 100%realisation) (Rs. in Lacs)
			Rate per day	Per day No.	Amount	Rate per day	Per day No.	Amount	Rate per day	Per day No.	Amount	Rate per day	Per day No.	Amount	Rate per day	Per day No.	Amount	Rate per day	Per day No.	Amount	
1	2	3	4	5	6	7	8	9	10	11	12	13	14	15	16	17	18	19	20	21	22
			9.37			30.83			78.24			104.59			157.76			260.49			
2011-12	I	91	10.00	0	0.00	30.00	189	5.16	80.00	35	2.52	105.00	71	6.82	160.00	17	2.45	260.00	3	0.75	17.70
	II	92	10.00	0	0.00	30.00	189	5.22	80.00	35	2.55	105.00	71	6.90	160.00	17	2.47	260.00	3	0.75	17.89
	III	92	10.00	0	0.00	30.00	189	5.22	80.00	35	2.55	105.00	71	6.90	160.00	17	2.47	260.00	3	0.75	17.89
	IV	91	10.00	0	0.00	30.00	189	5.16	80.00	35	2.52	105.00	71	6.82	160.00	17	2.45	260.00	3	0.75	17.70
2012-13	I	91	10.00	0	0.00	30.00	198	5.41	80.00	36	2.62	105.00	75	7.17	160.00	18	2.62	260.00	3	0.71	18.52
	II	92	10.00	0	0.00	30.00	198	5.46	80.00	36	2.65	105.00	75	7.25	160.00	18	2.65	260.00	3	0.72	18.73
	III	92	10.00	0	0.00	30.00	198	5.46	80.00	36	2.65	105.00	75	7.25	160.00	18	2.65	260.00	3	0.72	18.73
	IV	90	10.00	0	0.00	30.00	198	5.35	80.00	36	2.59	105.00	75	7.09	160.00	18	2.59	260.00	3	0.70	18.32
2013-14	I	91	10.00	0	0.00	35.00	208	6.62	85.00	38	2.94	115.00	79	8.27	175.00	19	3.03	285.00	3	0.78	21.64
	II	92	10.00	0	0.00	35.00	208	6.70	85.00	38	2.97	115.00	79	8.36	175.00	19	3.06	285.00	3	0.79	21.87
	III	92	10.00	0	0.00	35.00	208	6.70	85.00	38	2.97	115.00	79	8.36	175.00	19	3.06	285.00	3	0.79	21.87
	IV	90	10.00	0	0.00	35.00	208	6.55	85.00	38	2.91	115.00	79	8.18	175.00	19	2.99	285.00	3	0.77	21.40
2014-15	I	91	10.00	0	0.00	35.00	218	6.94	85.00	40	3.09	115.00	83	8.69	175.00	20	3.19	285.00	3	0.78	22.69
	II	92	10.00	0	0.00	35.00	218	7.02	85.00	40	3.13	115.00	83	8.78	175.00	20	3.22	285.00	3	0.79	22.94
	III	92	10.00	0	0.00	35.00	218	7.02	85.00	40	3.13	115.00	83	8.78	175.00	20	3.22	285.00	3	0.79	22.94
	IV	90	10.00	0	0.00	35.00	218	6.87	85.00	40	3.06	115.00	83	8.59	175.00	20	3.15	285.00	3	0.77	22.44
2015-16	I	91	10.00	0	0.00	35.00	229	7.29	95.00	42	3.63	125.00	87	9.90	190.00	21	3.63	315.00	3	0.86	25.31
	II	92	10.00	0	0.00	35.00	229	7.37	95.00	42	3.67	125.00	87	10.01	190.00	21	3.67	315.00	3	0.87	25.59
	III	92	10.00	0	0.00	35.00	229	7.37	95.00	42	3.67	125.00	87	10.01	190.00	21	3.67	315.00	3	0.87	25.59
	IV	91	10.00	0	0.00	35.00	229	7.29	95.00	42	3.63	125.00	87	9.90	190.00	21	3.63	315.00	3	0.86	25.31
2016-17	I	91	10.00	0	0.00	35.00	240	7.64	95.00	44	3.80	125.00	91	10.35	190.00	22	3.80	315.00	3	0.86	26.46
	II	92	10.00	0	0.00	35.00	240	7.73	95.00	44	3.85	125.00	91	10.47	190.00	22	3.85	315.00	3	0.87	26.75
	III	92	10.00	0	0.00	35.00	240	7.73	95.00	44	3.85	125.00	91	10.47	190.00	22	3.85	315.00	3	0.87	26.75
	IV	90	10.00	0	0.00	35.00	240	7.56	95.00	44	3.76	125.00	91	10.24	190.00	22	3.76	315.00	3	0.85	26.17
2017-18	I	91	10.00	0	0.00	40.00	252	9.17	105.00	46	4.40	140.00	96	12.23	210.00	23	4.40	345.00	3	0.94	31.14
	II	92	10.00	0	0.00	40.00	252	9.27	105.00	46	4.44	140.00	96	12.36	210.00	23	4.44	345.00	3	0.95	31.48
	III	92	10.00	0	0.00	40.00	252	9.27	105.00	46	4.44	140.00	96	12.36	210.00	23	4.44	345.00	3	0.95	31.48

Year	Qtr	No. of days in Qtr	Tractors			Car/Jeeps			Buses			Truck <5MT			Truck > 5MT			Multi Axle Truck			Amount for Qtr.(for 100%realisation) (Rs. in Lacs)
			Rate per day	Per day No.	Amount	Rate per day	Per day No.	Amount	Rate per day	Per day No.	Amount	Rate per day	Per day No.	Amount	Rate per day	Per day No.	Amount	Rate per day	Per day No.	Amount	
1	2	3	4	5	6	7	8	9	10	11	12	13	14	15	16	17	18	19	20	21	22
2018-19	IV	90	10.00	0	0.00	40.00	252	9.07	105.00	46	4.35	140.00	96	12.10	210.00	23	4.35	345.00	3	0.93	30.79
	I	91	10.00	0	0.00	40.00	265	9.65	105.00	48	4.59	140.00	101	12.87	210.00	24	4.59	345.00	3	0.94	32.63
	II	92	10.00	0	0.00	40.00	265	9.75	105.00	48	4.64	140.00	101	13.01	210.00	24	4.64	345.00	3	0.95	32.99
	III	92	10.00	0	0.00	40.00	265	9.75	105.00	48	4.64	140.00	101	13.01	210.00	24	4.64	345.00	3	0.95	32.99
	IV	90	10.00	0	0.00	40.00	265	9.54	105.00	48	4.54	140.00	101	12.73	210.00	24	4.54	345.00	3	0.93	32.27
2019-20	I	91	15.00	0	0.00	45.00	278	11.38	115.00	50	5.23	155.00	106	14.95	230.00	25	5.23	380.00	3	1.04	37.84
	II	92	15.00	0	0.00	45.00	278	11.51	115.00	50	5.29	155.00	106	15.12	230.00	25	5.29	380.00	3	1.05	38.25
	III	92	15.00	0	0.00	45.00	278	11.51	115.00	50	5.29	155.00	106	15.12	230.00	25	5.29	380.00	3	1.05	38.25
	IV	91	15.00	0	0.00	45.00	278	11.38	115.00	50	5.23	155.00	106	14.95	230.00	25	5.23	380.00	3	1.04	37.84
2020-21	I	91	15.00	0	0.00	45.00	292	11.96	115.00	53	5.55	155.00	111	15.66	230.00	26	5.44	380.00	3	1.04	39.64
	II	92	15.00	0	0.00	45.00	292	12.09	115.00	53	5.61	155.00	111	15.83	230.00	26	5.50	380.00	3	1.05	40.08
	III	92	15.00	0	0.00	45.00	292	12.09	115.00	53	5.61	155.00	111	15.83	230.00	26	5.50	380.00	3	1.05	40.08
	IV	90	15.00	0	0.00	45.00	292	11.83	115.00	53	5.49	155.00	111	15.48	230.00	26	5.38	380.00	3	1.03	39.20
2021-22	I	91	15.00	0	0.00	50.00	307	13.97	125.00	56	6.37	170.00	117	18.10	255.00	27	6.27	420.00	3	1.15	45.85
	II	92	15.00	0	0.00	50.00	307	14.12	125.00	56	6.44	170.00	117	18.30	255.00	27	6.33	420.00	3	1.16	46.35
	III	92	15.00	0	0.00	50.00	307	14.12	125.00	56	6.44	170.00	117	18.30	255.00	27	6.33	420.00	3	1.16	46.35
	IV	90	15.00	0	0.00	50.00	307	13.82	125.00	56	6.30	170.00	117	17.90	255.00	27	6.20	420.00	3	1.13	45.35
2022-23	I	91	15.00	0	0.00	50.00	322	14.65	125.00	59	6.71	170.00	123	19.03	255.00	28	6.50	420.00	3	1.15	48.03
	II	92	15.00	0	0.00	50.00	322	14.81	125.00	59	6.79	170.00	123	19.24	255.00	28	6.57	420.00	3	1.16	48.56
	III	92	15.00	0	0.00	50.00	322	14.81	125.00	59	6.79	170.00	123	19.24	255.00	28	6.57	420.00	3	1.16	48.56
	IV	90	15.00	0	0.00	50.00	322	14.49	125.00	59	6.64	170.00	123	18.82	255.00	28	6.43	420.00	3	1.13	47.51
2023-24	I	91	15.00	0	0.00	55.00	338	16.92	140.00	62	7.90	185.00	129	21.72	280.00	29	7.39	460.00	3	1.26	55.18
	II	92	15.00	0	0.00	55.00	338	17.10	140.00	62	7.99	185.00	129	21.96	280.00	29	7.47	460.00	3	1.27	55.78
	III	92	15.00	0	0.00	55.00	338	17.10	140.00	62	7.99	185.00	129	21.96	280.00	29	7.47	460.00	3	1.27	55.78
	IV	91	15.00	0	0.00	55.00	338	16.92	140.00	62	7.90	185.00	129	21.72	280.00	29	7.39	460.00	3	1.26	55.18
2024-25	I	91	15.00	0	0.00	55.00	355	17.77	140.00	65	8.28	185.00	135	22.73	280.00	30	7.64	460.00	3	1.26	57.68
	II	92	15.00	0	0.00	55.00	355	17.96	140.00	65	8.37	185.00	135	22.98	280.00	30	7.73	460.00	3	1.27	58.31
	III	92	15.00	0	0.00	55.00	355	17.96	140.00	65	8.37	185.00	135	22.98	280.00	30	7.73	460.00	3	1.27	58.31
	IV	90	15.00	0	0.00	55.00	355	17.57	140.00	65	8.19	185.00	135	22.48	280.00	30	7.56	460.00	3	1.24	57.04
2025-26	I	91	20.00	0	0.00	60.00	373	20.37	150.00	68	9.28	205.00	142	26.49	305.00	32	8.88	510.00	3	1.39	66.41
	II	92	20.00	0	0.00	60.00	373	20.59	150.00	68	9.38	205.00	142	26.78	305.00	32	8.98	510.00	3	1.41	67.14
	III	92	20.00	0	0.00	60.00	373	20.59	150.00	68	9.38	205.00	142	26.78	305.00	32	8.98	510.00	3	1.41	67.14
	IV	90	20.00	0	0.00	60.00	373	20.14	150.00	68	9.18	205.00	142	26.20	305.00	32	8.78	510.00	3	1.38	65.68
2026-27	I	91	20.00	0	0.00	60.00	392	21.40	150.00	71	9.69	205.00	149	27.80	305.00	34	9.44	510.00	3	1.39	69.72
	II	92	20.00	0	0.00	60.00	392	21.64	150.00	71	9.80	205.00	149	28.10	305.00	34	9.54	510.00	3	1.41	70.49

Year	Qtr	No. of days in Qtr	Tractors			Car/Jeeps			Buses			Truck <5MT			Truck > 5MT			Multi Axle Truck			Amount for Qtr. (for 100%realisation) (Rs. in Lacs)
			Rate per day	Per day No.	Amount	Rate per day	Per day No.	Amount	Rate per day	Per day No.	Amount	Rate per day	Per day No.	Amount	Rate per day	Per day No.	Amount	Rate per day	Per day No.	Amount	
1	2	3	4	5	6	7	8	9	10	11	12	13	14	15	16	17	18	19	20	21	22
	III	92	20.00	0	0.00	60.00	392	21.64	150.00	71	9.80	205.00	149	28.10	305.00	34	9.54	510.00	3	1.41	70.49
	IV	90	20.00	0	0.00	60.00	392	21.17	150.00	71	9.59	205.00	149	27.49	305.00	34	9.33	510.00	3	1.38	68.95
2027-28	I	91	20.00	0	0.00	65.00	412	24.37	170.00	75	11.60	225.00	156	31.94	340.00	36	11.14	560.00	3	1.53	80.58
	II	92	20.00	0	0.00	65.00	412	24.64	170.00	75	11.73	225.00	156	32.29	340.00	36	11.26	560.00	3	1.55	81.47
	III	92	20.00	0	0.00	65.00	412	24.64	170.00	75	11.73	225.00	156	32.29	340.00	36	11.26	560.00	3	1.55	81.47
	IV	91	20.00	0	0.00	65.00	412	24.37	170.00	75	11.60	225.00	156	31.94	340.00	36	11.14	560.00	3	1.53	80.58
2028-29	I	91	20.00	0	0.00	65.00	433	25.61	170.00	79	12.22	225.00	164	33.58	340.00	38	11.76	560.00	3	1.53	84.70
	II	92	20.00	0	0.00	65.00	433	25.89	170.00	79	12.36	225.00	164	33.95	340.00	38	11.89	560.00	3	1.55	85.63
	III	92	20.00	0	0.00	65.00	433	25.89	170.00	79	12.36	225.00	164	33.95	340.00	38	11.89	560.00	3	1.55	85.63
	IV	90	20.00	0	0.00	65.00	433	25.33	170.00	79	12.09	225.00	164	33.21	340.00	38	11.63	560.00	3	1.51	83.77
2029-30	I	91	20.00	0	0.00	75.00	455	31.05	185.00	83	13.97	245.00	172	38.35	370.00	40	13.47	615.00	3	1.68	98.52
	II	92	20.00	0	0.00	75.00	455	31.40	185.00	83	14.13	245.00	172	38.77	370.00	40	13.62	615.00	3	1.70	99.60
	III	92	20.00	0	0.00	75.00	455	31.40	185.00	83	14.13	245.00	172	38.77	370.00	40	13.62	615.00	3	1.70	99.60
	IV	91	20.00	0	0.00	75.00	455	31.05	185.00	83	13.97	245.00	172	38.35	370.00	40	13.47	615.00	3	1.68	98.52
2030-31	I	91	20.00	0	0.00	75.00	478	32.62	185.00	87	14.65	245.00	181	40.35	370.00	42	14.14	615.00	3	1.68	103.44
	II	92	20.00	0	0.00	75.00	478	32.98	185.00	87	14.81	245.00	181	40.80	370.00	42	14.30	615.00	3	1.70	104.58
	III	92	20.00	0	0.00	75.00	478	32.98	185.00	87	14.81	245.00	181	40.80	370.00	42	14.30	615.00	3	1.70	104.58
	IV	90	20.00	0	0.00	75.00	478	32.27	185.00	87	14.49	245.00	181	39.91	370.00	42	13.99	615.00	3	1.66	102.31
2031-32	I	91	25.00	0	0.00	80.00	502	36.55	205.00	91	16.98	270.00	190	46.68	410.00	44	16.42	675.00	3	1.84	118.46
	II	92	25.00	0	0.00	80.00	502	36.95	205.00	91	17.16	270.00	190	47.20	410.00	44	16.60	675.00	3	1.86	119.77
	III	92	25.00	0	0.00	80.00	502	36.95	205.00	91	17.16	270.00	190	47.20	410.00	44	16.60	675.00	3	1.86	119.77
	IV	91	25.00	0	0.00	80.00	502	36.55	205.00	91	16.98	270.00	190	46.68	410.00	44	16.42	675.00	3	1.84	118.46

Year	Qtr	No. of days in Qtr	Tractors			Car/Jeeps			Buses			Truck <5MT			Truck > 5MT			Multi Axle Truck			Amount for Qtr.(for 100%realisation) (Rs. in Lacs)
			Rate per day	Per day No.	Amount	Rate per day	Per day No.	Amount	Rate per day	Per day No.	Amount	Rate per day	Per day No.	Amount	Rate per day	Per day No.	Amount	Rate per day	Per day No.	Amount	
1	2	3	4	5	6	7	8	9	10	11	12	13	14	15	16	17	18	19	20	21	22

For 117.0 km

Year	Qtr	No. of days in Qtr	Tractors			Car/Jeeps			Buses			Truck <5MT			Truck > 5MT			Multi Axle Truck			Amount for Qtr.(for 100%realisation) (Rs. in Lacs)
			Rate per day	Per day No.	Amount	Rate per day	Per day No.	Amount	Rate per day	Per day No.	Amount	Rate per day	Per day No.	Amount	Rate per day	Per day No.	Amount	Rate per day	Per day No.	Amount	
1	2	3	4	5	6	7	8	9	10	11	12	13	14	15	16	17	18	19	20	21	22
			20.85			67.93			174.52			230.02			348.55			576.71			
2011-12	I	91	20.00	0	0.00	70.00	156	9.97	175.00	26	4.18	230.00	102	21.32	350.00	29	9.36	575.00	5	2.75	47.57
	II	92	20.00	0	0.00	70.00	156	10.08	175.00	26	4.23	230.00	102	21.55	350.00	29	9.47	575.00	5	2.78	48.10
	III	92	20.00	0	0.00	70.00	156	10.08	175.00	26	4.23	230.00	102	21.55	350.00	29	9.47	575.00	5	2.78	48.10
	IV	91	20.00	0	0.00	70.00	156	9.97	175.00	26	4.18	230.00	102	21.32	350.00	29	9.36	575.00	5	2.75	47.57
2012-13	I	91	20.00	0	0.00	70.00	164	10.45	175.00	28	4.46	230.00	107	22.40	350.00	31	9.87	575.00	6	3.14	50.31
	II	92	20.00	0	0.00	70.00	164	10.56	175.00	28	4.51	230.00	107	22.64	350.00	31	9.98	575.00	6	3.17	50.87
	III	92	20.00	0	0.00	70.00	164	10.56	175.00	28	4.51	230.00	107	22.64	350.00	31	9.98	575.00	6	3.17	50.87
	IV	90	20.00	0	0.00	70.00	164	10.33	175.00	28	4.41	230.00	107	22.15	350.00	31	9.77	575.00	6	3.11	49.76
2013-14	I	91	25.00	0	0.00	75.00	172	11.74	190.00	29	5.01	255.00	112	25.99	385.00	33	11.56	635.00	6	3.47	57.77
	II	92	25.00	0	0.00	75.00	172	11.87	190.00	29	5.07	255.00	112	26.28	385.00	33	11.69	635.00	6	3.51	58.41
	III	92	25.00	0	0.00	75.00	172	11.87	190.00	29	5.07	255.00	112	26.28	385.00	33	11.69	635.00	6	3.51	58.41
	IV	90	25.00	0	0.00	75.00	172	11.61	190.00	29	4.96	255.00	112	25.70	385.00	33	11.43	635.00	6	3.43	57.14
2014-15	I	91	25.00	0	0.00	75.00	181	12.35	190.00	30	5.19	255.00	118	27.38	385.00	35	12.26	635.00	6	3.47	60.65
	II	92	25.00	0	0.00	75.00	181	12.49	190.00	30	5.24	255.00	118	27.68	385.00	35	12.40	635.00	6	3.51	61.32
	III	92	25.00	0	0.00	75.00	181	12.49	190.00	30	5.24	255.00	118	27.68	385.00	35	12.40	635.00	6	3.51	61.32
	IV	90	25.00	0	0.00	75.00	181	12.22	190.00	30	5.13	255.00	118	27.08	385.00	35	12.13	635.00	6	3.43	59.99
2015-16	I	91	25.00	0	0.00	80.00	190	13.83	210.00	32	6.12	280.00	124	31.60	420.00	37	14.14	700.00	6	3.82	69.51
	II	92	25.00	0	0.00	80.00	190	13.98	210.00	32	6.18	280.00	124	31.94	420.00	37	14.30	700.00	6	3.86	70.27
	III	92	25.00	0	0.00	80.00	190	13.98	210.00	32	6.18	280.00	124	31.94	420.00	37	14.30	700.00	6	3.86	70.27
	IV	91	25.00	0	0.00	80.00	190	13.83	210.00	32	6.12	280.00	124	31.60	420.00	37	14.14	700.00	6	3.82	69.51
2016-17	I	91	25.00	0	0.00	80.00	200	14.56	210.00	34	6.50	280.00	130	33.12	420.00	39	14.91	700.00	6	3.82	72.91
	II	92	25.00	0	0.00	80.00	200	14.72	210.00	34	6.57	280.00	130	33.49	420.00	39	15.07	700.00	6	3.86	73.71
	III	92	25.00	0	0.00	80.00	200	14.72	210.00	34	6.57	280.00	130	33.49	420.00	39	15.07	700.00	6	3.86	73.71
	IV	90	25.00	0	0.00	80.00	200	14.40	210.00	34	6.43	280.00	130	32.76	420.00	39	14.74	700.00	6	3.78	72.11
2017-18	I	91	30.00	0	0.00	90.00	210	17.20	230.00	36	7.53	305.00	137	38.02	465.00	41	17.35	770.00	6	4.20	84.31
	II	92	30.00	0	0.00	90.00	210	17.39	230.00	36	7.62	305.00	137	38.44	465.00	41	17.54	770.00	6	4.25	85.24
	III	92	30.00	0	0.00	90.00	210	17.39	230.00	36	7.62	305.00	137	38.44	465.00	41	17.54	770.00	6	4.25	85.24

Year	Qtr	No. of days in Qtr	Tractors			Car/Jeeps			Buses			Truck <5MT			Truck > 5MT			Multi Axle Truck			Amount for Qtr.(for 100%realisation) (Rs. in Lacs)
			Rate per day	Per day No.	Amount	Rate per day	Per day No.	Amount	Rate per day	Per day No.	Amount	Rate per day	Per day No.	Amount	Rate per day	Per day No.	Amount	Rate per day	Per day No.	Amount	
1	2	3	4	5	6	7	8	9	10	11	12	13	14	15	16	17	18	19	20	21	22
2018-19	IV	90	30.00	0	0.00	90.00	210	17.01	230.00	36	7.45	305.00	137	37.61	465.00	41	17.16	770.00	6	4.16	83.39
	I	91	30.00	0	0.00	90.00	221	18.10	230.00	38	7.95	305.00	144	39.97	465.00	43	18.20	770.00	6	4.20	88.42
	II	92	30.00	0	0.00	90.00	221	18.30	230.00	38	8.04	305.00	144	40.41	465.00	43	18.40	770.00	6	4.25	89.39
	III	92	30.00	0	0.00	90.00	221	18.30	230.00	38	8.04	305.00	144	40.41	465.00	43	18.40	770.00	6	4.25	89.39
	IV	90	30.00	0	0.00	90.00	221	17.90	230.00	38	7.87	305.00	144	39.53	465.00	43	18.00	770.00	6	4.16	87.45
2019-20	I	91	30.00	0	0.00	100.00	232	21.11	255.00	40	9.28	335.00	151	46.03	510.00	45	20.88	845.00	6	4.61	101.92
	II	92	30.00	0	0.00	100.00	232	21.34	255.00	40	9.38	335.00	151	46.54	510.00	45	21.11	845.00	6	4.66	103.04
	III	92	30.00	0	0.00	100.00	232	21.34	255.00	40	9.38	335.00	151	46.54	510.00	45	21.11	845.00	6	4.66	103.04
	IV	91	30.00	0	0.00	100.00	232	21.11	255.00	40	9.28	335.00	151	46.03	510.00	45	20.88	845.00	6	4.61	101.92
2020-21	I	91	30.00	0	0.00	100.00	244	22.20	255.00	42	9.75	335.00	159	48.47	510.00	47	21.81	845.00	6	4.61	106.85
	II	92	30.00	0	0.00	100.00	244	22.45	255.00	42	9.85	335.00	159	49.00	510.00	47	22.05	845.00	6	4.66	108.02
	III	92	30.00	0	0.00	100.00	244	22.45	255.00	42	9.85	335.00	159	49.00	510.00	47	22.05	845.00	6	4.66	108.02
	IV	90	30.00	0	0.00	100.00	244	21.96	255.00	42	9.64	335.00	159	47.94	510.00	47	21.57	845.00	6	4.56	105.67
2021-22	I	91	35.00	0	0.00	110.00	256	25.63	280.00	44	11.21	370.00	167	56.23	560.00	49	24.97	930.00	6	5.08	123.11
	II	92	35.00	0	0.00	110.00	256	25.91	280.00	44	11.33	370.00	167	56.85	560.00	49	25.24	930.00	6	5.13	124.47
	III	92	35.00	0	0.00	110.00	256	25.91	280.00	44	11.33	370.00	167	56.85	560.00	49	25.24	930.00	6	5.13	124.47
	IV	90	35.00	0	0.00	110.00	256	25.34	280.00	44	11.09	370.00	167	55.61	560.00	49	24.70	930.00	6	5.02	121.76
2022-23	I	91	35.00	0	0.00	110.00	269	26.93	280.00	46	11.72	370.00	175	58.92	560.00	51	25.99	930.00	6	5.08	128.64
	II	92	35.00	0	0.00	110.00	269	27.22	280.00	46	11.85	370.00	175	59.57	560.00	51	26.28	930.00	6	5.13	130.05
	III	92	35.00	0	0.00	110.00	269	27.22	280.00	46	11.85	370.00	175	59.57	560.00	51	26.28	930.00	6	5.13	130.05
	IV	90	35.00	0	0.00	110.00	269	26.63	280.00	46	11.59	370.00	175	58.28	560.00	51	25.70	930.00	6	5.02	127.22
2023-24	I	91	35.00	0	0.00	120.00	282	30.79	310.00	48	13.54	405.00	184	67.81	615.00	54	30.22	1020.00	6	5.57	147.94
	II	92	35.00	0	0.00	120.00	282	31.13	310.00	48	13.69	405.00	184	68.56	615.00	54	30.55	1020.00	6	5.63	149.56
	III	92	35.00	0	0.00	120.00	282	31.13	310.00	48	13.69	405.00	184	68.56	615.00	54	30.55	1020.00	6	5.63	149.56
	IV	91	35.00	0	0.00	120.00	282	30.79	310.00	48	13.54	405.00	184	67.81	615.00	54	30.22	1020.00	6	5.57	147.94
2024-25	I	91	35.00	0	0.00	120.00	296	32.32	310.00	50	14.11	405.00	193	71.13	615.00	57	31.90	1020.00	6	5.57	155.03
	II	92	35.00	0	0.00	120.00	296	32.68	310.00	50	14.26	405.00	193	71.91	615.00	57	32.25	1020.00	6	5.63	156.73
	III	92	35.00	0	0.00	120.00	296	32.68	310.00	50	14.26	405.00	193	71.91	615.00	57	32.25	1020.00	6	5.63	156.73
	IV	90	35.00	0	0.00	120.00	296	31.97	310.00	50	13.95	405.00	193	70.35	615.00	57	31.55	1020.00	6	5.51	153.32
2025-26	I	91	40.00	0	0.00	130.00	311	36.79	340.00	53	16.40	450.00	203	83.13	680.00	60	37.13	1125.00	6	6.14	179.59
	II	92	40.00	0	0.00	130.00	311	37.20	340.00	53	16.58	450.00	203	84.04	680.00	60	37.54	1125.00	6	6.21	181.56
	III	92	40.00	0	0.00	130.00	311	37.20	340.00	53	16.58	450.00	203	84.04	680.00	60	37.54	1125.00	6	6.21	181.56
	IV	90	40.00	0	0.00	130.00	311	36.39	340.00	53	16.22	450.00	203	82.22	680.00	60	36.72	1125.00	6	6.08	177.62
2026-27	I	91	40.00	0	0.00	130.00	327	38.68	340.00	56	17.33	450.00	213	87.22	680.00	63	38.98	1125.00	6	6.14	188.36
	II	92	40.00	0	0.00	130.00	327	39.11	340.00	56	17.52	450.00	213	88.18	680.00	63	39.41	1125.00	6	6.21	190.43

Year	Qtr	No. of days in Qtr	Tractors			Car/Jeeps			Buses			Truck <5MT			Truck > 5MT			Multi Axle Truck			Amount for Qtr.(for 100%realisation) (Rs. in Lacs)
			Rate per day	Per day No.	Amount	Rate per day	Per day No.	Amount	Rate per day	Per day No.	Amount	Rate per day	Per day No.	Amount	Rate per day	Per day No.	Amount	Rate per day	Per day No.	Amount	
1	2	3	4	5	6	7	8	9	10	11	12	13	14	15	16	17	18	19	20	21	22
	III	92	40.00	0	0.00	130.00	327	39.11	340.00	56	17.52	450.00	213	88.18	680.00	63	39.41	1125.00	6	6.21	190.43
	IV	90	40.00	0	0.00	130.00	327	38.26	340.00	56	17.14	450.00	213	86.27	680.00	63	38.56	1125.00	6	6.08	186.29
2027-28	I	91	45.00	0	0.00	145.00	343	45.26	375.00	59	20.13	495.00	224	100.90	745.00	66	44.74	1235.00	6	6.74	217.78
	II	92	45.00	0	0.00	145.00	343	45.76	375.00	59	20.36	495.00	224	102.01	745.00	66	45.24	1235.00	6	6.82	220.17
	III	92	45.00	0	0.00	145.00	343	45.76	375.00	59	20.36	495.00	224	102.01	745.00	66	45.24	1235.00	6	6.82	220.17
	IV	91	45.00	0	0.00	145.00	343	45.26	375.00	59	20.13	495.00	224	100.90	745.00	66	44.74	1235.00	6	6.74	217.78
2028-29	I	91	45.00	0	0.00	145.00	360	47.50	375.00	62	21.16	495.00	235	105.86	745.00	69	46.78	1235.00	6	6.74	228.04
	II	92	45.00	0	0.00	145.00	360	48.02	375.00	62	21.39	495.00	235	107.02	745.00	69	47.29	1235.00	6	6.82	230.54
	III	92	45.00	0	0.00	145.00	360	48.02	375.00	62	21.39	495.00	235	107.02	745.00	69	47.29	1235.00	6	6.82	230.54
	IV	90	45.00	0	0.00	145.00	360	46.98	375.00	62	20.93	495.00	235	104.69	745.00	69	46.26	1235.00	6	6.67	225.53
2029-30	I	91	50.00	0	0.00	160.00	378	55.04	410.00	65	24.25	540.00	247	121.38	820.00	72	53.73	1360.00	6	7.43	261.82
	II	92	50.00	0	0.00	160.00	378	55.64	410.00	65	24.52	540.00	247	122.71	820.00	72	54.32	1360.00	6	7.51	264.69
	III	92	50.00	0	0.00	160.00	378	55.64	410.00	65	24.52	540.00	247	122.71	820.00	72	54.32	1360.00	6	7.51	264.69
	IV	91	50.00	0	0.00	160.00	378	55.04	410.00	65	24.25	540.00	247	121.38	820.00	72	53.73	1360.00	6	7.43	261.82
2030-31	I	91	50.00	0	0.00	160.00	397	57.80	410.00	68	25.37	540.00	259	127.27	820.00	76	56.71	1360.00	6	7.43	274.58
	II	92	50.00	0	0.00	160.00	397	58.44	410.00	68	25.65	540.00	259	128.67	820.00	76	57.33	1360.00	6	7.51	277.60
	III	92	50.00	0	0.00	160.00	397	58.44	410.00	68	25.65	540.00	259	128.67	820.00	76	57.33	1360.00	6	7.51	277.60
	IV	90	50.00	0	0.00	160.00	397	57.17	410.00	68	25.09	540.00	259	125.87	820.00	76	56.09	1360.00	6	7.34	271.57
2031-32	I	91	55.00	0	0.00	175.00	417	66.41	455.00	71	29.40	595.00	272	147.27	905.00	80	65.88	1495.00	6	8.16	317.13
	II	92	55.00	0	0.00	175.00	417	67.14	455.00	71	29.72	595.00	272	148.89	905.00	80	66.61	1495.00	6	8.25	320.61
	III	92	55.00	0	0.00	175.00	417	67.14	455.00	71	29.72	595.00	272	148.89	905.00	80	66.61	1495.00	6	8.25	320.61
	IV	91	55.00	0	0.00	175.00	417	66.41	455.00	71	29.40	595.00	272	147.27	905.00	80	65.88	1495.00	6	8.16	317.13

TABLE - 5
Improvement of Jodhpur - Osian - Phalodi Road km 2/000 to 121/500 (SH-61) under BOT
Annuity Scheme

QUARTERLY OUTLAY OF INVESTMENT AND INTEREST CALCULATION

CONSTRUCTION PERIOD 1-01-2011 TO 30-06-2012

COST OF CONSTRUCTION	17988.45 Lacs
Margin maney 20% provided by GOR	3597.69 Lacs
Amount for interest with 20% Margin Money	14390.76 Lacs

YEAR	Quarter	Amount Invested During the Qtr (Rs in Lacs)	Interest @ 10%		Capitalised Cost (Rs in lacs)
			Months	Interest	
1	2	3		5	6
2010-2011	Ivth	2398.46	*	-	2398.46
2011-2012	Ist	2398.46	15	299.81	5096.73
	IIInd	2398.46	12	509.67	8004.86
	IIIrd	2398.46	9	600.36	11003.68
	Ivth	2398.46	6	550.18	13952.33
2012-13	Ist	2398.46	3	348.81	16699.60
TOTAL		14390.76		2308.84	16699.60

Total Amount	16699.60
Total PPL Amount	20297.29

Improvement of Jodhpur - Osian - Phalodi Road km 2/000 to 121/500 (SH-61) under BOT Annuity Scheme

LOAN COMPONENT REPAYMENT SCHEDULE

CONSTRUCTION PERIOD FROM 1/01/2011 TO 30/06/2012

REPAYMENT FROM 1/07/2012 & ONWARDS

PPL Amount

16699.60

Lacs

Margin Money 20%

3597.69

Lacs

TOLL YEAR	YEAR	QUARTER	NO. OF DAYS	TOTAL RECEIPT	85% REALISATION OF COLLECTIONS IN LACS	DEDUCT 7.5% OPERATION CHARGES	MAINTENANCE COST	NET AMOUNT FOR REPAYMENT OF QUARTER RS. IN LACS	AMOUNT OF ANNUITY IN LACS	PPL AMOUNT RESTING AT STARTING OF QTR	INTEREST 10.00% OF PPL AMOUNT FOR THE QTR	PPL AMOUNT PLUS INTEREST	BALANCE PPL AMOUNT
							0-1YR 0.5% 1-6 YR 0.25% extra for each year						
1	2	3	4	5	6	7	8	9	10	11	12	13	
0.25	2012-13	II	92	188.45	160.18	12.01	19.40	128.77	1778.00	16699.60	417.49	17117.09	15210.32
0.50		III	92	188.45	160.18	12.01	19.40	128.77		15210.32	380.26	15590.58	15461.81
0.75		IV	90	184.35	156.70	11.75	18.98	125.97		15461.81	386.55	15848.36	15722.39
1.00	2013-14	I	91	214.32	182.17	13.66	19.24	149.27		15722.39	393.06	16115.45	15966.18
1.25		II	92	216.67	184.17	13.81	29.18	141.18	1778.00	15966.18	399.15	16365.33	14446.15
1.50		III	92	216.67	184.17	13.81	29.18	141.18		14446.15	361.15	14807.30	14666.12
1.75		IV	90	211.96	180.17	13.51	28.55	138.11		14666.12	366.65	15032.77	14894.66
2.00	2014-15	I	91	224.68	190.98	14.32	28.87	147.79		14894.66	372.37	15267.03	15119.24
2.25		II	92	227.15	193.08	14.48	38.91	139.69	1778.00	15119.24	377.98	15497.22	13579.53
2.50		III	92	227.15	193.08	14.48	38.91	139.69		13579.53	339.49	13919.02	13779.33
2.75		IV	90	222.21	188.88	14.17	38.07	136.64		13779.33	344.48	14123.81	13987.17
3.00	2015-16	I	91	258.59	219.80	16.49	38.38	164.93		13987.17	349.68	14336.85	14171.92
3.25		II	92	261.43	222.22	16.67	48.51	157.04	1778.00	14171.92	354.30	14526.22	12591.18
3.50		III	92	261.43	222.22	16.67	48.51	157.04		12591.18	314.78	12905.96	12748.92
3.75		IV	91	258.59	219.80	16.49	47.98	155.33		12748.92	318.72	13067.64	12912.31
4.00	2016-17	I	91	270.91	230.27	17.27	48.11	164.89		12912.31	322.81	13235.12	13070.23
4.25		II	92	273.89	232.81	17.46	58.37	156.98	1778.00	13070.23	326.76	13396.99	11462.01
4.50		III	92	273.89	232.81	17.46	58.37	156.98		11462.01	286.55	11748.56	11591.58
4.75		IV	90	267.93	227.74	17.08	57.10	153.56		11591.58	289.79	11881.37	11727.81
5.00	2017-18	I	91	311.66	264.91	19.87	57.73	187.31		11727.81	293.20	12021.01	11833.70
5.25		II	92	315.09	267.82	20.09	68.10	179.63	1778.00	11833.70	295.84	12129.54	10171.91
5.50		III	92	315.09	267.82	20.09	68.10	179.63		10171.91	254.30	10426.21	10246.58

5.75		IV	90	308.24	262.00	19.65	66.62	175.73		10246.58	256.16	10502.74	10327.01
6.00	2018-19	I	91	326.08	277.16	20.79	67.36	189.01		10327.01	258.18	10585.19	10396.18
6.25		II	92	329.66	280.21	21.02	77.82	181.37	1778.00	10396.18	259.90	10656.08	8696.71
6.50		III	92	329.66	280.21	21.02	77.82	181.37		8696.71	217.42	8914.13	8732.76
6.75		IV	90	322.49	274.12	20.56	76.13	177.43		8732.76	218.32	8951.08	8773.65
7.00	2019-20	I	91	374.18	318.06	23.85	76.77	217.44		8773.65	219.34	8992.99	8775.55
7.25		II	92	378.29	321.55	24.12	3074.14	-2776.71	1778.00	8775.55	219.39	8994.94	9993.65
7.50		III	92	378.29	321.55	24.12	3074.14	-2776.71		9993.65	249.84	10243.49	13020.20
7.75		IV	91	374.18	318.06	23.85	3074.14	-2779.93		13020.20	325.50	13345.70	16125.63
8.00	2020-21	I	91	391.88	333.10	24.98	3074.14	-2766.02		16125.63	403.14	16528.77	19294.79
8.25		II	92	396.18	336.76	25.26	34.96	276.54	1778.00	19294.79	482.37	19777.16	17722.62
8.50		III	92	396.18	336.76	25.26	34.96	276.54		17722.62	443.07	18165.69	17889.15
8.75		IV	90	387.57	329.44	24.71	34.19	270.54		17889.15	447.23	18336.38	18065.84
9.00	2021-22	I	91	454.34	386.19	28.96	34.57	322.66		18065.84	451.65	18517.49	18194.83
9.25		II	92	459.33	390.43	29.28	52.43	308.72	1778.00	18194.83	454.87	18649.70	16562.98
9.50		III	92	459.33	390.43	29.28	52.43	308.72		16562.98	414.07	16977.05	16668.33
9.75		IV	90	449.34	381.94	28.65	51.29	302.00		16668.33	416.71	17085.04	16783.04
10.00	2022-23	I	91	475.58	404.24	30.32	51.86	322.06		16783.04	419.58	17202.62	16880.56
10.25		II	92	480.80	408.68	30.65	69.90	308.13	1778.00	16880.56	422.01	17302.57	15216.44
10.50		III	92	480.80	408.68	30.65	69.90	308.13		15216.44	380.41	15596.85	15288.72
10.75		IV	90	470.35	399.80	29.99	68.39	301.42		15288.72	382.22	15670.94	15369.52
11.00	2023-24	I	91	548.78	466.46	34.98	69.06	362.42		15369.52	384.24	15753.76	15391.34
11.25		II	92	554.81	471.59	35.37	87.15	349.07	1778.00	15391.34	384.78	15776.12	13649.05
11.50		III	92	554.81	471.59	35.37	87.15	349.07		13649.05	341.23	13990.28	13641.21
11.75		IV	91	548.78	466.46	34.98	86.20	345.28		13641.21	341.03	13982.24	13636.96
12.00	2024-25	I	91	575.43	489.11	36.68	86.43	366.00		13636.96	340.92	13977.88	13611.88
12.25		II	92	581.75	494.49	37.09	104.86	352.54	1778.00	13611.88	340.30	13952.18	11821.64
12.50		III	92	581.75	494.49	37.09	104.86	352.54		11821.64	295.54	12117.18	11764.64
12.75		IV	90	569.11	483.74	36.28	102.58	344.88		11764.64	294.12	12058.76	11713.88
13.00	2025-26	I	91	662.06	562.75	42.21	103.72	416.82		11713.88	292.85	12006.73	11589.91
13.25		II	92	669.34	568.94	42.67	122.34	403.93	1778.00	11589.91	289.75	11879.66	9697.73
13.50		III	92	669.34	568.94	42.67	122.34	403.93		9697.73	242.44	9940.17	9536.24
13.75		IV	90	654.79	556.57	41.74	119.68	395.15		9536.24	238.41	9774.65	9379.50
14.00	2026-27	I	91	694.43	590.26	44.27	121.01	424.98		9379.50	234.49	9613.99	9189.01
14.25		II	92	702.06	596.75	44.76	1666.56	-1114.57	1778.00	9189.01	229.73	9418.74	8755.31
14.50		III	92	702.06	596.75	44.76	1666.56	-1114.57		8755.31	218.88	8974.19	10088.76

14.75		IV	90	686.79	583.78	43.78	1666.56	-1126.56		10088.76	252.22	10340.98	11467.54
15.00	2027-28	I	91	803.62	683.07	51.23	1666.56	-1034.72		11467.54	286.69	11754.23	12788.95
15.25		II	92	812.45	690.58	51.79	47.18	591.61	1778.00	12788.95	319.72	13108.67	10739.06
15.50		III	92	812.45	690.58	51.79	47.18	591.61		10739.06	268.48	11007.54	10415.93
15.75		IV	91	803.62	683.07	51.23	46.67	585.17		10415.93	260.40	10676.33	10091.16
16.00	2028-29	I	91	842.69	716.29	53.72	46.79	615.78		10091.16	252.28	10343.44	9727.66
16.25		II	92	851.95	724.16	54.31	70.96	598.89	1778.00	9727.66	243.19	9970.85	7593.96
16.50		III	92	851.95	724.16	54.31	70.96	598.89		7593.96	189.85	7783.81	7184.92
16.75		IV	90	833.43	708.42	53.13	69.43	585.86		7184.92	179.62	7364.54	6778.68
17.00	2029-30	I	91	969.02	823.67	61.78	70.20	691.69		6778.68	169.47	6948.15	6256.46
17.25		II	92	979.67	832.72	62.45	94.62	675.65	1778.00	6256.46	156.41	6412.87	3959.22
17.50		III	92	979.67	832.72	62.45	94.62	675.65		3959.22	98.98	4058.20	3382.55
17.75		IV	91	969.02	823.67	61.78	93.60	668.29		3382.55	84.56	3467.11	2798.82
18.00	2030-31	I	91	1016.27	863.83	64.79	93.60	705.44		2798.82	69.97	2868.79	2163.35
18.25		II	92	1027.44	873.33	65.50	118.28	689.55	889.00	2163.35	54.08	2217.43	638.88
18.50		III	92	1027.44	873.33	65.50	118.28	689.55		638.88	15.97	654.85	-34.70

Improvement of Jodhpur - Osian - Phalodi Road km 2/000 to 121/500 (SH-61) under BOT Annuity Scheme

PAVEMENT DESIGN

DAT

Bharatpur - Rupwas

1 Length of Road	48.00 km
2 Traffic intensity as worked out as in May 2010	865 CV / Day Average
3 Growth rate of traffic (assumed)	5.00%
4 Total Period of Construction	1 Year
5 Design C.B.R. of Subgrade Soil	9.00%
6 Design Period of the Road	10 Years

7 Initial Traffic in the Year of Completion of Construction

$$A = P x (1 + r)^x$$

Where:

A = Traffic in the year of completion of construction CV / Day

P = Traffic at last Count in May 2010

r = Annual growth rate of traffic

x = Number of years between the last census and the year of completion of construction

$$A = 865.285714285714 x (1 + 0.05)^{x1} \quad 909 \text{ CV / Day}$$

8 Vehicle Damage Factor (V.D.F.) 3.5 Standard Axle per CV
 (As per Clause 3.3.4.4 Table 1 of IRC -37 -2001)

9 Design Calculation:

Initial traffic in design lane = Initial traffic x
 Distribution factor

$$= 909 \times 0.75 \quad 681.75 \text{ CV / Day}$$

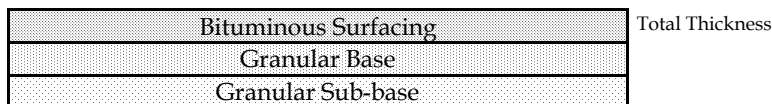
$$N = [365 \times \{(1+r)^x - 1\} \times A \times F] / r$$

$$= 365 \times [\{ (1 + 0.05)^{10} - 1 \} \times 681.75 \times 3.5] / 0.05 \quad 10.95 \text{ msa}$$

Say 10.00 msa

10 Total Pavement Thickness for design C.B.R. 550 mm
 (As per Plate - 2 of IRC-37-2001)

11 Thickness Combination Block



12 Structural Section:

Bituminous Surfacing = 40 mm BC + 60 mm DBM
 Granular Base = 250 mm
 Granular Sub-Base = 200 mm

Improvement of Jodhpur - Osian - Phalodi Road km 2/000 to 121/500 (SH-61) under BOT Annuity Scheme

PAVEMENT DESIGN

DAT

Bharatpur - Rupwas

1 Length of Road	48.00 km
2 Traffic intensity as worked out as in May 2010	865 CV / Day Average
3 Growth rate of traffic (assumed)	5.00%
4 Total Period of Construction	1 Year
5 Design C.B.R. of Subgrade Soil	9.00%
6 Design Period of the Road	15 Years

7 Initial Traffic in the Year of Completion of Construction

$$A = P x (1 + r)^x$$

Where:

A = Traffic in the year of completion of construction CV / Day

P = Traffic at last Count in May 2010

r = Annual growth rate of traffic

x = Number of years between the last census and the year of completion of construction

$$A = 865.285714285714 x (1 + 0.05)^1 \quad 909 \text{ CV / Day}$$

8 Vehicle Damage Factor (V.D.F.) 3.5 Standard Axle per CV
 (As per Clause 3.3.4.4 Table 1 of IRC -37 -2001)

9 Design Calculation:

Initial traffic in design lane = Initial traffic x
 Distribution factor

$$= 909 \times 0.75 \quad 681.75 \text{ CV / Day}$$

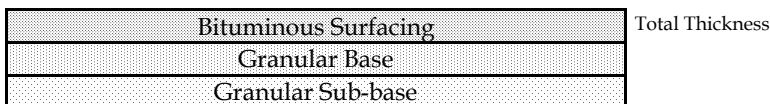
$$N = [365 \times \{ (1+r)^x - 1 \} \times A \times F] / r$$

$$= 365 \times [\{ (1+0.05)^{15} - 1 \} \times 681.75 \times 3.5] / 0.05$$

18.79 msa
 Say 25.00 msa

10 Total Pavement Thickness for design C.B.R. 585 mm
 (As per Plate - 2 of IRC-37-2001)

11 Thickness Combination Block



12 Structural Section:

Bituminous Surfacing = 40 mm BC + 95 mm DBM
 Granular Base = 250 mm
 Granular Sub-Base = 200 mm

Improvement of Jodhpur - Osian - Phalodi Road km 2/000 to 121/500 (SH-61) under BOT Annuity Scheme

PAVEMENT DESIGN

DAT

Bharatpur - Rupwas

1 Length of Road	48.00 km
2 Traffic intensity as worked out as in May 2010	865 CV / Day Average
3 Growth rate of traffic (assumed)	5.00%
4 Total Period of Construction	1 Year
5 Design C.B.R. of Subgrade Soil	9.00%
6 Design Period of the Road	25 Years

7 Initial Traffic in the Year of Completion of Construction

$$A = P x (1 + r)^x$$

Where:

A = Traffic in the year of completion of construction CV / Day

P = Traffic at last Count in May 2010

r = Annual growth rate of traffic

x = Number of years between the last census and the year of completion of construction

$$A = 865.285714285714 x (1 + 0.05)^1 \quad 909 \text{ CV / Day}$$

8 Vehicle Damage Factor (V.D.F.) 3.5 Standard Axle per CV
 (As per Clause 3.3.4.4 Table 1 of IRC -37 -2001)

9 Design Calculation:

Initial traffic in design lane = Initial traffic x
 Distribution factor

$$= 909 \times 0.75 \quad 681.75 \text{ CV / Day}$$

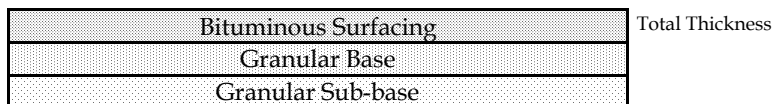
$$N = [365 \times \{(1+r)^x - 1\} \times A \times F] / r$$

$$= 365 \times \{[(681.75(1+0.05)^{25}-1)] \times 3.5\} / 0.05 \quad 41.57 \text{ msa}$$

Say 40.00 msa

10 Total Pavement Thickness for design C.B.R.
 (As per Plate - 2 of IRC-37-2001) 610 mm

11 Thickness Combination Block



12 Structural Section:

Bituminous Surfacing = 40 mm BC + 120 mm DBM
 Granular Base = 250 mm
 Granular Sub-Base = 200 mm

PAVEMENT OVERLAY DESIGN

(AS PER IRC:81:1997)

DESIGN DATA:

(i)	Name of road :	Phalodi - Osian - Jodhpur
(ii)	Classification of road :	SH -61
(iii)	Section : km	2/100 to 122/000
(iv)	Year of Last Traffic Count	2010
(v)	Period of Traffic Survey	7 days
(vi)	Number of commercial vehicles (total of both direction)	865 CVPD
(vii)	Rainfall	432 mm per annum
(viii)	Growth rate per annum	5.00%
(ix)	Period of OD Survey & Construction	1 Year
(x)	Design Life	25 Years
(xi)	Charaterstic Deflection =	0.82 mm

DESIGN CALCULATIONS :

1 Initial Traffic in the Year of Completion of Construction

$$P_n = P_o (1 + r)^n$$

Where:

P_n = Traffic in the year of completion of construction CV / Day

P_o = Traffic at last Count in Nov. 2001

r = Annual growth rate of traffic

n= Number of years between the last census and the year of completion of construction

$$P_n = 865.285714285714 \times (1 + 0.05)^1 \quad 909 \text{ CV / Day}$$

2 Vehicle Damage Factor (V.D.F.) 3.50

3 No. of Traffic Lanes in the road
Traffic Distribution Factor as per para 3.2.3.2. of IRC -37-2001 = 0.75

4 Design Traffic Calculations:

Commulative Standard axles

Initial Traffic X distribution Factor as per para 3.2.3.2 of IRC -37 -2001

$$= 909 \times 0.75 \quad 681.75 \text{ CV / Day}$$

$$N_s = [365 \times A \times (1+r)^x - 1] \times F / r$$

$$= 365 \times \{ [909(1+0.05)^{25}-1] \times 3.5\} / 0.05 \quad 41.57 \text{ msa}$$

Say 40.00 msa

5 Characterstic Deflection = 0.82 mm

6 Thickness of Bituminous Macadam Overlay (mm)

57 mm

(From Fig. 9 of IRC:81-1997)

7 Structural Section of Pavement Overlay =

Base Course	<i>DBM</i>	0 mm <i>0 mm</i>
Surfacing	BC	40 mm

8 Thickness Combination Block

Bituminous Concrete BC40mm
Base Course DBM 0mm

Total Thickness 40mm

**Improvement of Jodhpur - Osian - Phalodi Road km 2/000 to 121/500 (SH-61) under BOT
Annuity Scheme**

CONCRETE PAVEMENT DESIGN

(AS PER IRC-58-2002)

Step -1	Design Parameters:	
	(a) Location of Pavement	: Rajasthan
	(b) Design Axle load (98 th Percentile Axle Load) =	: 10.2 tonnes
	(c) Design Wheel Load (Dual wheel) (P)	: 8000 kg
	(d) Present Traffic Intensity	: 1014 CVPD
	(e) Design Tyre Pressure(q)	: 8 kg/cm ²
	(f) Foundation Strength (K)	: 5.5 kg/cm ³
	(g) Modulus of subgrade reaction for 100mmPCC (K)	: 38.9 kg/cm ³
	(h) Characteristic Strength of Concrete(f_{ck})	: 300 kg/cm ²
	(i) Flexural Strength of Concrete($f_R = 2.2136 \times (f_{ck})^{0.5}$)=	: 38.34 kg/cm ²
	(j) Modulus of elasticity of Concrete (E)	: 300000 kg/cm ²
	(k) Poisson's Ratio of Concrete (m)	: 0.15
	(l) Coefficient of thermal expansion of concrete (a)	: 0.00001 /°C
	(j) Increase in traffic intensity (r)	: 5%
Step -2	Joint Spacing & Lane Widths:	
	(a) Contraction joint spacing (L)	: 3.50 metres
	(b) Lane Width (W)	: 5.00 metres
Step -3	Select tentative design thickness of pavement slab	
		h : 31.00 cms.
Step -4	Temperature stress for edge region :	
	(a) for Rajasthan Region Dt =	: 15.8 °C
	(b) $l = [Eh^3 / \{12(1-m^2)K\}]^{1/4} =$	66.53 cms.
	for L/l =	5.261
	$C_L =$	0.772
	for W/l =	7.516
	$C_W =$	1.054
	$C_{max} =$	1.054
	$st_e = (EaDt / 2) \cdot C =$	24.99 kg/cm ²
Step -5	Residual Concrete Strength for Supporting Traffic Loads	
	$f_L = f_R - st_e$	13.35 kg/cm ²

Step -6	<p>Load Stress for Edge region</p> $sl_e = 0.529 P/h^2 (1 + 0.54m) [4 \log_{10} l/b + \log_{10} b - 0.4048]$ <p>Considering a single axle dual wheel,</p> $a = [0.8521P/(q \times 3.14) + S/3.14 (P/(0.5227 \times q))^{0.5}]^{0.5}$ <p>Where</p> <p>S = C/c distance between two tyres =</p> $b = (1.60 a^2 + h^2)^{1/2} - 0.675h$	<p>26.51 cms</p> <p>31 cms</p> <p>24.74 cms.</p> <p>$sl_e =$ 12.89 kg/cm²</p>
Step -7	<p>Available factor of Safety on load stress</p>	<p>f_L / sl_e 1.04 O.K.</p>
Step -8	<p>Corner Load stress</p> $st_c = 3P/h^2 [1 - \{a(2)^{1/2}/l\}^{1.2}]$	<p>$st_c =$ 12.43 kg/cm²</p> <p>< f_R O.K.</p>
Step-9	<p>Adjustment for Traffic Intensity</p> <p>(a) Design Traffic Intensity (T) = $N \times (1 + r)^n$</p> <p>(b) Traffic Classification Category =</p> <p>(c) Rigid Pavement thickness adjustment Factor (h_t)</p> <p>(d) Hence design thickness of Pavement Slab (h) = $h_s + h_t =$</p>	<p>2691 CVPD</p> <p>F</p> <p>0.00 cms.</p> <p>31.00 cms.</p>

DESIGN OF JOINTS:

2 DESIGN OF DOWEL:

2.1 Design Parameters :

Design Wheel Load (P)	8000 kg
Design load transfer =	40%
Slab Thickness =	31.00 cms.
Joint width (z) =	20 mm
Radius of relative stiffness (l) =	66.53 cms.
Permissible flexural stress in dowel bar =	1400 kg/cm ²
Permissible shear stress in dowel bar =	1000 kg/cm ²
Permissible bearing stress on concrete =	
$F_b = (10.16 - b)f_{ck} / 9.525$	219.2126 kg/cm ²
K value on sub base =	38.9 kg/cm ³

2.2 Design procedure

Step 1 : Dowel length

Assume dowel diameter = 3.2 cm

Then, for capacity in bending and bearing,

length of embedment of dowel bar, r

$$r = 5d \times \left[\left(\frac{f_s}{f_c} \right) \times \frac{(r+1.5z)}{(r+8.8z)} \right]^{1/2}$$

where z - joint width

let $r =$ 40.47 cms

then from eqn above $r =$ 34.98 cms

Hence dowel length $= L = (r + z) =$ 36.98 cms

Say 37.00 cms

Step 2 : Load transfer capacity of single dowel

P in shear $= 0.787d^2f_s =$ 8038.4 kg

P in bending $= 2d^3f_c / (r+8.8z)$ 1744.97 kg

P in bearing $= f_c r^2 d / (12.5 \times (r+1.5z)) =$ 1807.97 kg

Hence design P = 1744.97 kg

Step 3 : Capacity factor required for dowel system : Load transfer capacity of dowel system

$5100 \times 25\% =$ 3200.00 kg

Hence required capacity factor =

$3200 / 1744.97 =$ 1.83

Step 4 : Spacing of dowel bars

Considering the joint corner, the distance over which the dowel bars are effective in load transfer $= 1.8 \times l$

$= 1.8 \times 66.53$ 119.75 cm

Assuming a dowel spacing of 30 cm

Available capacity factor $= 1 + 119.75 - D78 \times 10 / 119.75 + 119.75 - 2 \times 10 \times D78 / 119.75 + 119.75 - 3 \times 10 \times D78 / 119.75$

$=$ 2.40

Which is larger than required capacity of 1.83

Hence adopt dowel spacing = 30 cms

Hence provide 500mm long 32mm dia dowel bars 300mm c/c.

3 DESIGN OF TIE BARS:

3.1 Design Parameters

Slab Thickness (h) = 31.00 cms.

Slab Width (b) = 5 metres

No of lanes to be tied = 2

Coefficient of friction between pavement and subgrade (f) = 1.5

Weight per Sqm of concrete slab (w) =	775 kg
Allowable working tensile stress in steel (s) =	1400 kg/cm ²
Maximum permissible bond stress (B) in =	
(i) Plain tie bars =	17.5 kg/cm ²
(ii) Deformed tie bars =	24 kg/cm ²

3.2 Design Procedure

Step 1 :	Diameter and spacing of tie bars	
	Weight per Sqm of concrete slab (W) =	775 kg
	Area of steel required per metre width of joint =	
	$A_s = bfW/S =$	
	$5 \times 1.5 \times 775 / 1400 =$	4.152 cm ² /m
	Assuming dia of steel bars; d =	10 mm
	A = X-sectional area of one tie bar =	78.54 mm ²
	P = Perimeter of tie bar =	31.42 mm
	Number of tie bars required / m; N = $A_s / A =$	5.29 and
	Spacing of tie bars = $100 / N =$	18.92 cm
	As per Table 12 of IRC -58-1988 the maximum spacing permitted is	45 cms
Step 2 :	Length of tie bars :	
	Length of Tie bar (L) = $(2 S \times A) / (B \times P) =$	
	For Plain tie bars (L) =	400.00 mm
	For Deformed tie bars (L) =	291.67 mm
	Increasing about 50mm for tolerance in placement	
	Hence,	
	For Plain tie bars (L) =	450.00 mm
	For Deformed tie bars (L) =	341.67 mm

Hence provide 10mm dia deformed tie bars 350mm c/c

At km 6/500

VDF	3.5		Distribution factor				0.75	MSA	Design MSA
Year	2A Truck	3A Truck	LCV	MAV	Tractor	Trailer			
2010-2011	449	156	137	23	23	111	0.33	0.25	
2011-2012	471	164	144	24	24	117	0.71	0.53	
2012-2013	495	172	151	25	25	123	1.14	0.86	
2013-2014	520	181	159	26	26	129	1.64	1.23	
2014-2015	546	190	167	27	27	135	2.20	1.65	
2015-2016	573	199	175	29	29	142	2.85	2.14	
2016-2017	602	209	184	30	30	149	3.58	2.68	
2017-2018	632	220	193	32	32	157	4.41	3.31	
2018-2019	663	230	203	33	33	165	5.34	4.01	
2019-2020	697	242	213	35	35	173	6.40	4.80	
2020-2021	731	254	224	37	37	182	7.59	5.69	
2021-2022	768	267	235	39	39	191	8.93	6.70	
2022-2023	806	280	247	41	41	200	10.44	7.83	
2023-2024	847	294	259	43	43	210	12.12	9.09	
2024-2025	889	309	272	45	45	221	14.02	10.51	
2025-2026	933	324	285	47	47	232	16.14	12.10	
2026-2027	980	341	300	49	49	243	18.51	13.88	
2027-2028	1029	358	315	52	52	255	21.15	15.87	
2028-2029	1081	375	330	54	54	268	24.11	18.08	
2029-2030	1135	394	347	57	57	282	27.41	20.56	
2030-2031	1191	414	364	60	60	296	31.09	23.32	
2031-2032	1251	435	382	63	63	310	35.19	26.40	
2032-2033	1313	456	402	66	66	326	39.76	29.82	
2033-2034	1379	479	422	69	69	342	44.85	33.63	
2034-2035	1448	503	443	73	73	359	50.50	37.88	
2035-2036	1520	528	465	76	76	377	56.79	42.59	
2036-2037	1596	555	488	80	80	396	63.77	47.83	

At km 39/900

VDF	3.5		Distribution factor				0.75	MSA	Design MSA
Year	2A Truck	3A Truck	LCV	MAV	Tractor	Trailer			
2010-2011	439	152	137	22	23	110	0.32	0.24	
2011-2012	461	160	144	24	24	115	0.69	0.52	
2012-2013	484	168	151	25	25	121	1.12	0.84	
2013-2014	508	176	159	26	26	127	1.61	1.21	
2014-2015	533	185	167	27	27	133	2.16	1.62	
2015-2016	560	195	175	29	29	140	2.80	2.10	
2016-2017	588	204	184	30	30	147	3.52	2.64	
2017-2018	617	214	193	32	32	154	4.33	3.25	
2018-2019	648	225	203	33	33	162	5.25	3.94	
2019-2020	680	236	213	35	35	170	6.29	4.72	
2020-2021	714	248	224	37	37	179	7.46	5.59	
2021-2022	750	261	235	38	39	188	8.77	6.58	
2022-2023	788	274	247	40	41	197	10.25	7.69	
2023-2024	827	287	259	42	43	207	11.91	8.93	
2024-2025	868	302	272	44	45	217	13.77	10.33	
2025-2026	912	317	285	47	47	228	15.85	11.89	
2026-2027	957	333	300	49	49	239	18.18	13.63	
2027-2028	1005	349	315	51	52	251	20.78	15.59	
2028-2029	1055	367	330	54	54	264	23.69	17.77	
2029-2030	1108	385	347	57	57	277	26.93	20.20	
2030-2031	1164	404	364	60	60	291	30.55	22.91	
2031-2032	1222	425	382	62	63	306	34.57	25.93	
2032-2033	1283	446	402	66	66	321	39.06	29.30	
2033-2034	1347	468	422	69	69	337	44.05	33.04	
2034-2035	1414	492	443	72	73	354	49.61	37.21	
2035-2036	1485	516	465	76	76	372	55.79	41.84	
2036-2037	1559	542	488	80	80	390	62.65	46.99	

At km 90/000

VDF	3.5		Distribution factor				0.75	MSA	Design MSA
Year	2A Truck	3A Truck	LCV	MAV	Tractor	Trailer			
2010-2011	487	134	218	26	21	51	0.34	0.26	
2011-2012	512	141	229	27	22	54	0.74	0.55	
2012-2013	537	148	241	28	23	57	1.19	0.89	
2013-2014	564	155	253	30	24	60	1.71	1.28	
2014-2015	592	163	266	31	25	63	2.30	1.72	
2015-2016	622	171	279	33	27	66	2.97	2.23	
2016-2017	653	180	293	34	28	69	3.73	2.80	
2017-2018	685	189	307	36	29	72	4.60	3.45	
2018-2019	720	198	323	38	31	76	5.58	4.18	
2019-2020	756	208	339	40	32	80	6.68	5.01	
2020-2021	794	219	356	42	34	84	7.92	5.94	
2021-2022	833	229	374	44	36	88	9.32	6.99	
2022-2023	875	241	392	46	37	92	10.89	8.16	
2023-2024	919	253	412	48	39	97	12.65	9.49	
2024-2025	965	266	432	51	41	102	14.62	10.97	
2025-2026	1013	279	454	53	43	107	16.83	12.62	
2026-2027	1063	293	477	56	46	112	19.30	14.48	
2027-2028	1117	307	501	59	48	118	22.07	16.55	
2028-2029	1172	323	526	62	50	124	25.15	18.86	
2029-2030	1231	339	552	65	53	130	28.59	21.45	
2030-2031	1293	356	580	68	55	136	32.43	24.32	
2031-2032	1357	374	609	71	58	143	36.71	27.53	
2032-2033	1425	392	639	75	61	150	41.47	31.11	
2033-2034	1496	412	671	79	64	158	46.78	35.08	
2034-2035	1571	433	704	82	67	166	52.68	39.51	
2035-2036	1650	454	740	87	71	174	59.23	44.42	
2036-2037	1732	477	777	91	74	183	66.52	49.89	

At km 109/500

VDF	3.5		Distribution factor				0.75	MSA	Design MSA
Year	2A Truck	3A Truck	LCV	MAV	Tractor	Trailer			
2010-2011	591	123	275	25	25	74	0.41	0.30	
2011-2012	621	129	289	26	26	78	0.88	0.66	
2012-2013	652	135	304	28	28	82	1.41	1.06	
2013-2014	684	142	319	29	29	86	2.03	1.52	
2014-2015	719	149	335	30	30	90	2.73	2.05	
2015-2016	754	157	352	32	32	95	3.53	2.65	
2016-2017	792	164	369	34	34	100	4.44	3.33	
2017-2018	832	173	388	35	35	105	5.46	4.10	
2018-2019	873	181	407	37	37	110	6.62	4.97	
2019-2020	917	190	427	39	39	115	7.93	5.95	
2020-2021	963	200	449	41	41	121	9.41	7.06	
2021-2022	1011	210	471	43	43	127	11.07	8.30	
2022-2023	1062	220	495	45	45	134	12.93	9.70	
2023-2024	1115	231	519	47	47	140	15.02	11.27	
2024-2025	1170	243	545	49	49	147	17.37	13.03	
2025-2026	1229	255	573	52	52	155	19.99	14.99	
2026-2027	1290	268	601	55	55	162	22.93	17.20	
2027-2028	1355	281	631	57	57	171	26.21	19.66	
2028-2029	1423	295	663	60	60	179	29.88	22.41	
2029-2030	1494	310	696	63	63	188	33.97	25.47	
2030-2031	1568	326	731	66	66	197	38.53	28.89	
2031-2032	1647	342	767	70	70	207	43.61	32.71	
2032-2033	1729	359	806	73	73	218	49.27	36.95	
2033-2034	1816	377	846	77	77	229	55.56	41.67	
2034-2035	1906	396	888	81	81	240	62.57	46.93	
2035-2036	2002	416	933	85	85	252	70.36	52.77	
2036-2037	2102	436	979	89	89	265	79.02	59.26	